



# The IB Diploma Programme and Career-Related Programme Final Statistical Bulletin

May 2025 Assessment Session

The IB Diploma Programme and Career-Related Programme Final Statistical Bulletin

May 2025 Assessment Session

International Baccalaureate  
IB Global Centre, Cardiff  
Peterson House, Malthouse Avenue  
Cardiff Gate, Cardiff, Wales  
CF23 8GL  
United Kingdom  
Website: [www.ibo.org](http://www.ibo.org)

© International Baccalaureate Organization 2025

## Final Data

These final data tables represent the outcomes after the close of the assessment session. It includes any changes due to Enquiries upon Results and where results have completed from late school submission of information.

### Context for this statistical bulletin

For the non-examination contingency the IB used the available evidence from teachers on the student achievement; the marked coursework that the student had already completed, the predicted grade from the teacher and evidence on how these two pieces of data usually related to final grades for each school.

The IB has made every effort to ensure parity between the examination and non-examination contingency and recommend all stakeholders to treat them as equivalent. All statistics are based on the combined examination and non-examination contingency.

### Number of students achieving 45 points

From the May 2023 Diploma Programme (DP) and Career-related Programme (CP) assessment session, the statistical bulletin will no longer include data on the number of students achieving 45 points. The IB has made this decision because it values the importance of focusing on the achievements of all students—we are equally proud of all our IB students and the accomplishments they achieved during their two-year DP or CP journey. By presenting the proportion of points in bands of 5, we believe that there is sufficient information for interested parties to understand our standards.

If you have feedback on this statistical bulletin please email: [support@ibo.org](mailto:support@ibo.org)

# Key to abbreviations and terminology

## Programmes

Diploma Programme (DP)

Career-Related Programme (CP)

## Categories of registration

DP Diploma qualification students must register in one of three categories:

Diploma: Students intending to complete the requirements for the award of an DP Diploma.

Retake: Previous DP Diploma students who are seeking to improve their results by retaking one or more subjects. The highest grade obtained for a subject will contribute towards the DP Diploma.

Anticipated: Students intending to complete the requirements for one or two standard level subjects (excluding languages ab initio and pilot subjects) at the end of their first year of the Diploma Programme. They must complete all remaining DP Diploma requirements in the corresponding examination session the following year.

CP Certificate qualification students must register in one of three categories:

Career-Related Programme: Students intending to complete the requirements for the award of an CP Certificate.

Retake: Previous CP Certificate students who are seeking to improve their results by retaking one or more subjects. The highest grade obtained for a subject will contribute towards the CP Certificate.

Anticipated: Students intending to complete the requirements for one standard level subjects (excluding languages ab initio and pilot subjects) at the end of their first year of the Career-Related Programme. They must complete all remaining CP Certificate requirements in the corresponding examination session the following year.

Course: Students taking one or more subjects who are not seeking the award of the DP Diploma or CP Certificate.

## Results

DP Diploma Results: Data includes all Diploma and Retake category students whether they were awarded the diploma or not. Unless otherwise stated.

CP Certificate Results: Data includes all Career-related programme and Retake category students whether they were awarded the certificate or not. Unless otherwise stated.

## IB Regions

Schools authorized to offer the IB are grouped by geographical regions.

IB Americas (IBA)

IB Africa, Europe, Middle East (IBAEM)

IB Asia-Pacific (IBAP)

## Other Abbreviations

Higher Level (HL)

Standard Level (SL)

# Session overview

Number of students	Number of student subjects	Number of subjects	Number of countries	Number of schools
202,102	758,854	222	153	3,400
Mean grade	Number of first languages	Number of first nationalities		
4.7	210	213		

### DP diploma results

Pass rate	Mean grade	Mean total points
81.9%	4.9	30.6

### CP certificate results

Pass rate	Mean grade
76.2%	3.7

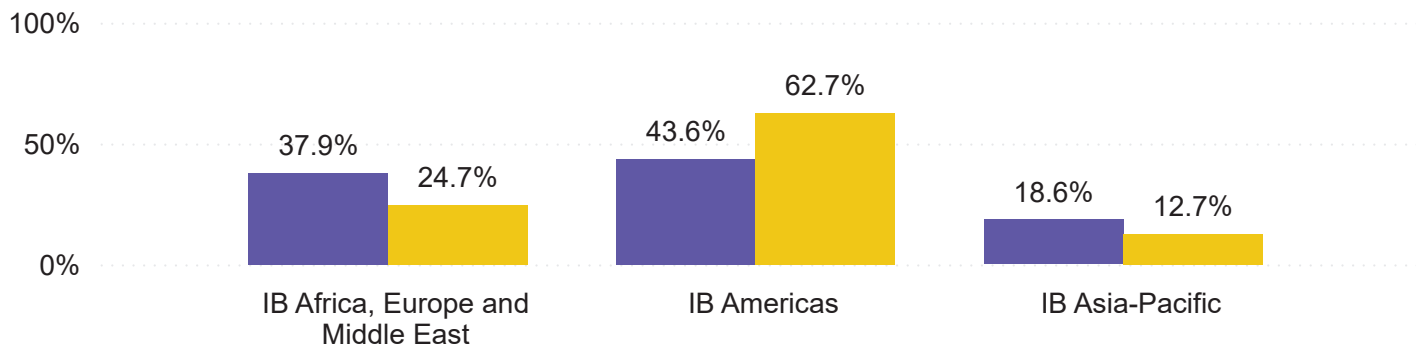
Distribution of students by qualification

● Course ● CP certificate ● DP diploma



Distribution of schools and students by region

● Schools ● Students



Distribution of students by gender

● F ● M ● X



## Overall year on year growth

Year	Number of schools	Schools % change	Number of students	Students % change	Average number of students per school	Number of DP diploma qualification students	Number of CP certificate qualification students	Number of course students
2021	3,115		170,637		54.8	107,774	4,262	58,601
2022	3,090	-0.8%	173,880	1.9%	56.3	107,804	5,668	60,408
2023	3,189	3.2%	179,922	3.5%	56.4	110,663	5,943	63,316
2024	3,323	4.2%	192,866	7.2%	58.0	116,449	7,722	68,695
2025	3,400	2.3%	202,102	4.8%	59.4	128,398	8,732	64,972

# DP diploma qualification overview

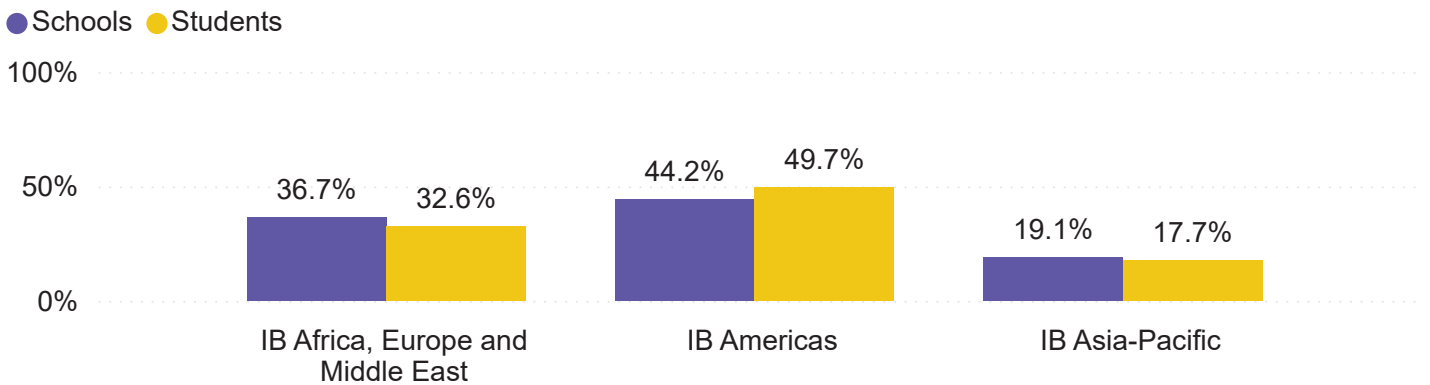
Number of students	Number of student subjects	Number of subjects	Number of countries	Number of schools
128,398	617,534	221	153	3,241

Mean grade	Number of first languages	Number of first nationalities
4.9	184	209

## DP Diploma Results

Pass rate	Mean grade	Mean total points
81.9%	4.9	30.6

Distribution of schools and students by region



Distribution of students by gender



Distribution of students by category

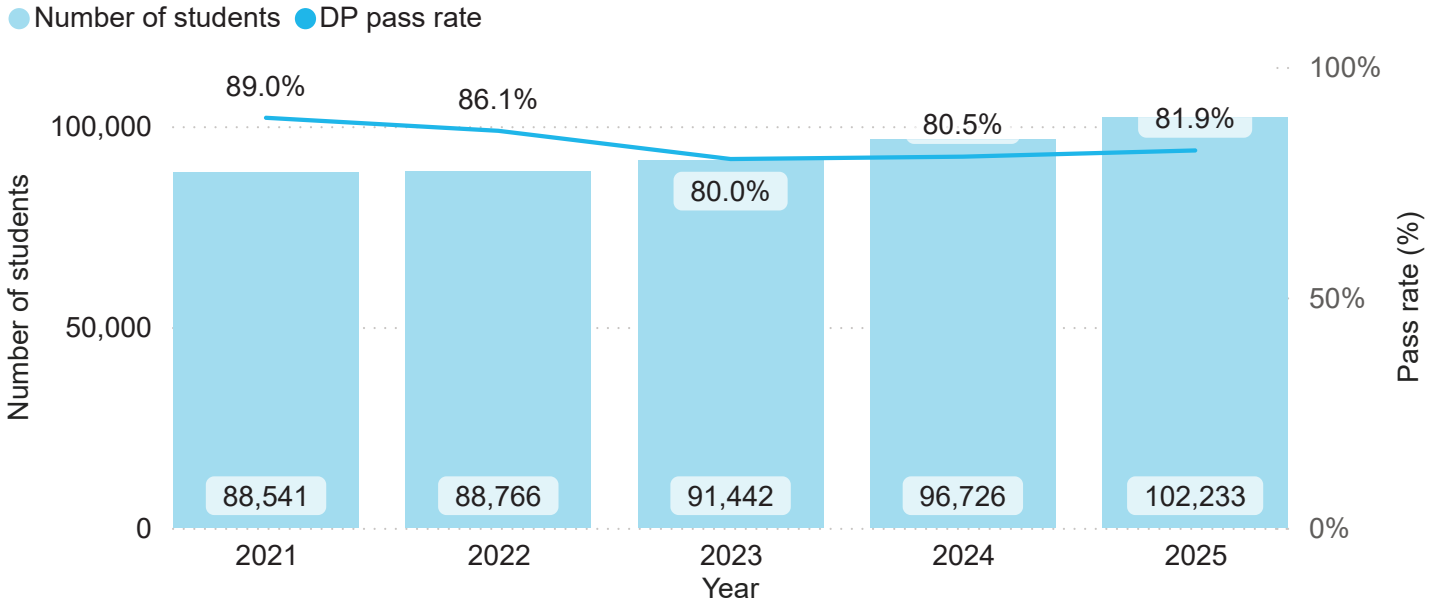


Distribution of schools by legal status

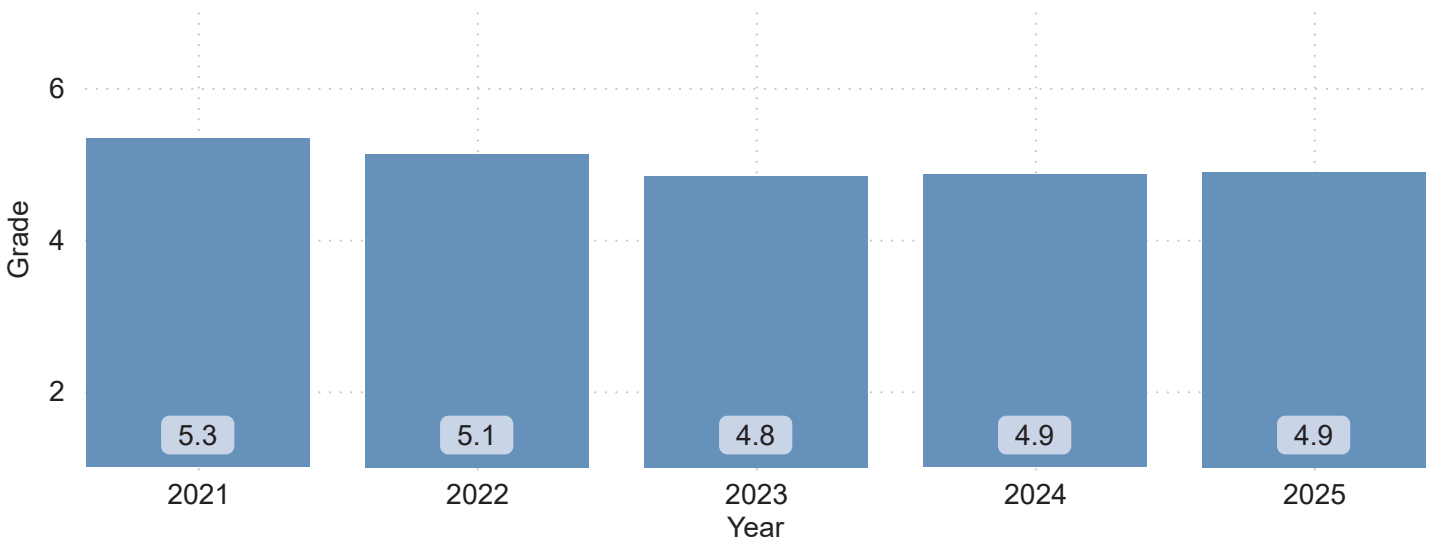


# DP diploma results

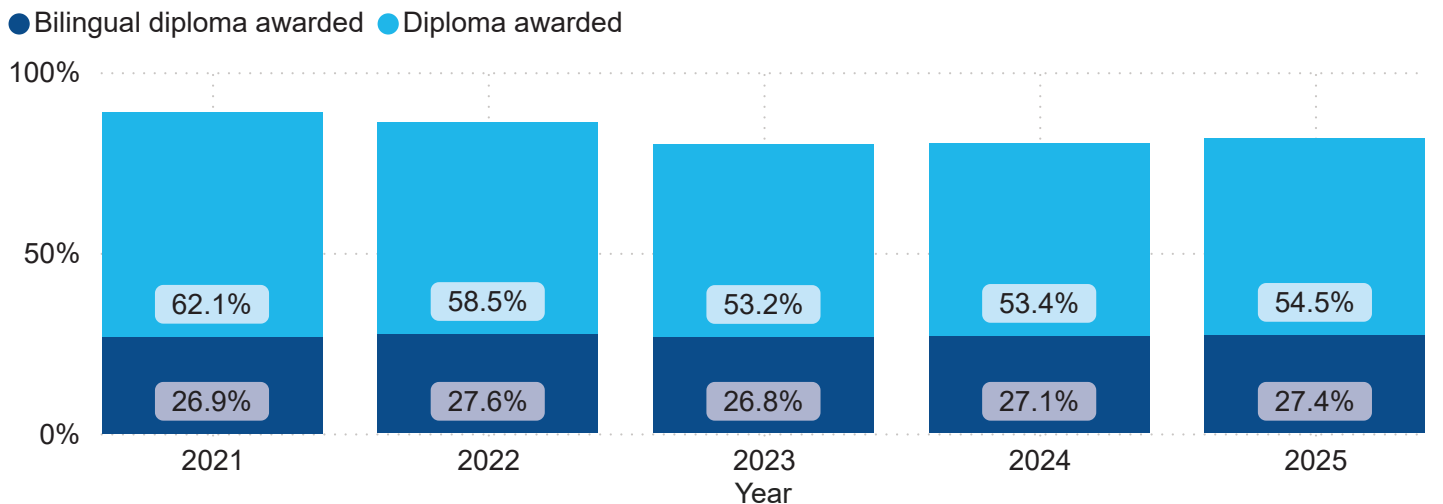
Number of students and pass rate



Mean Grade

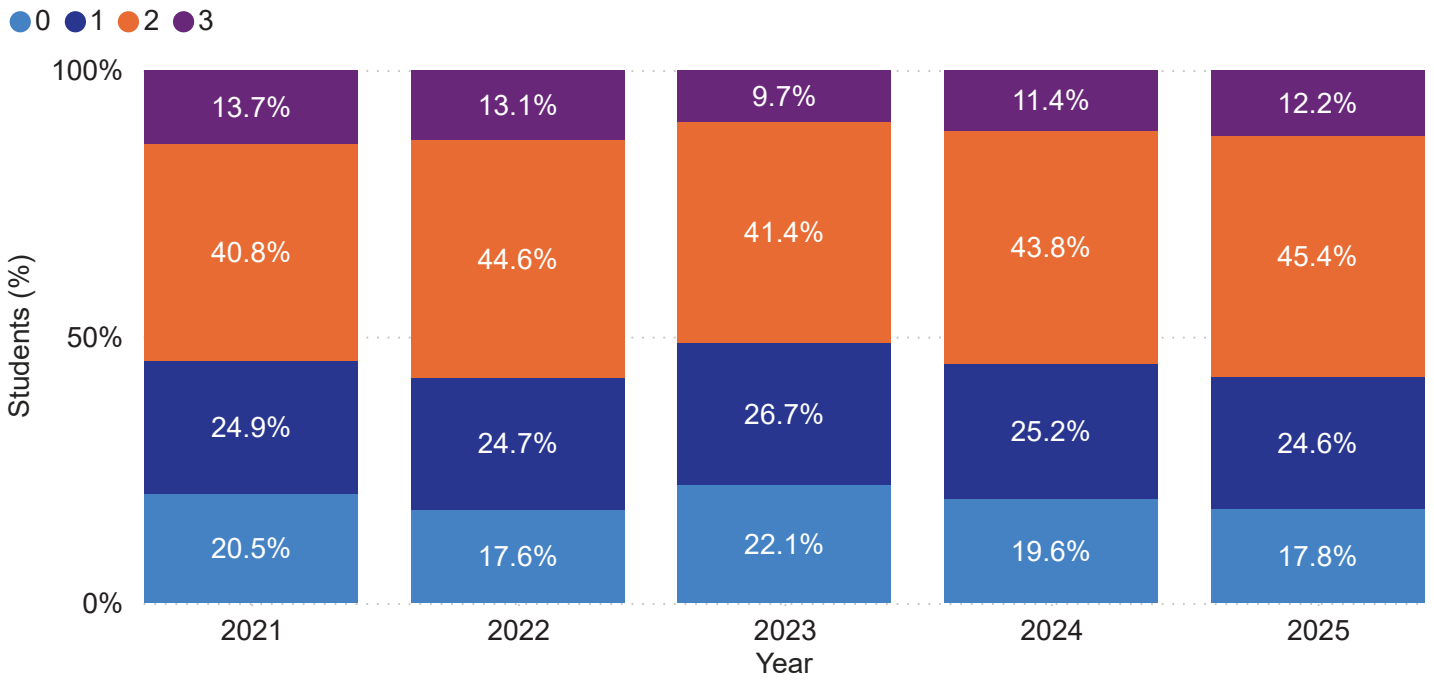


Percentage of Diplomas Awarded

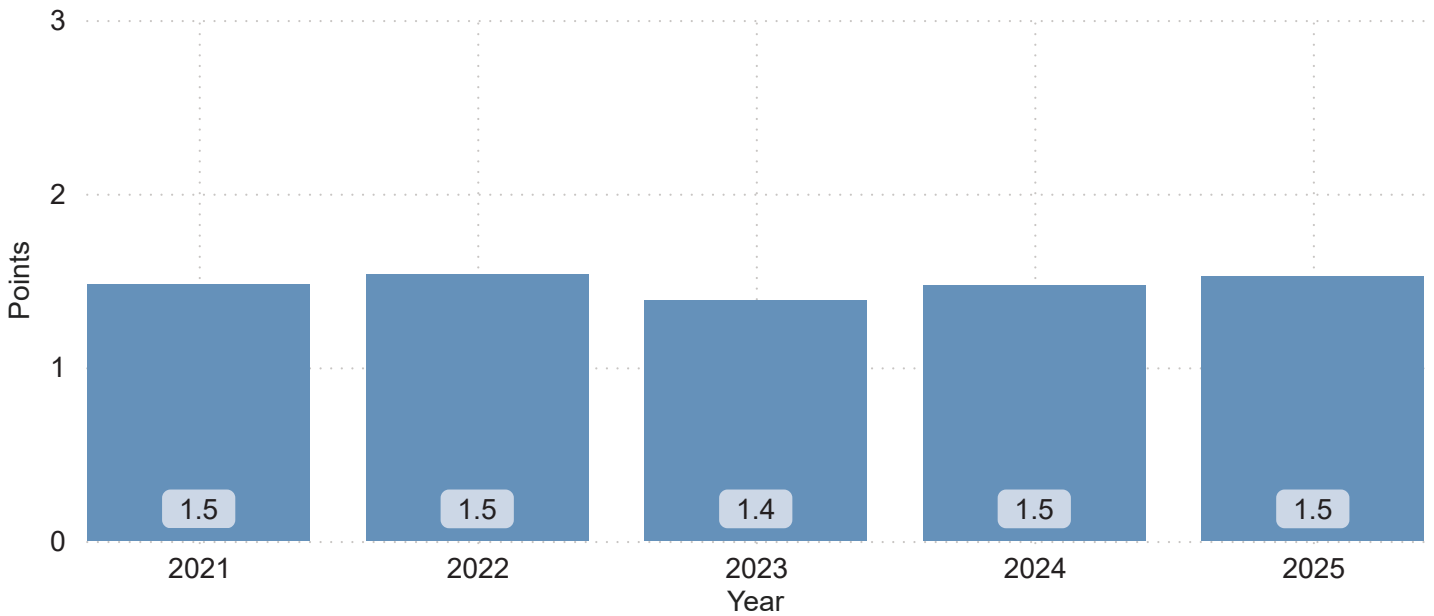


# DP diploma results - core points

Distribution of core points

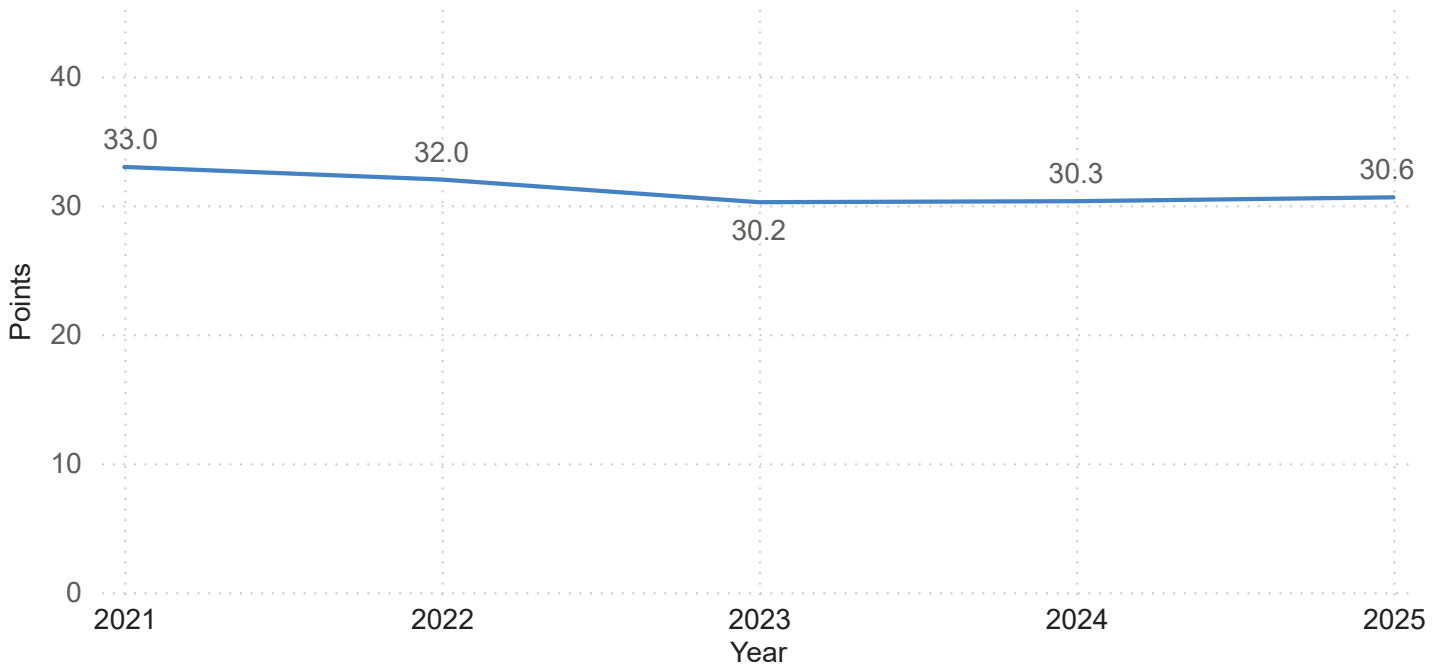


Mean core points

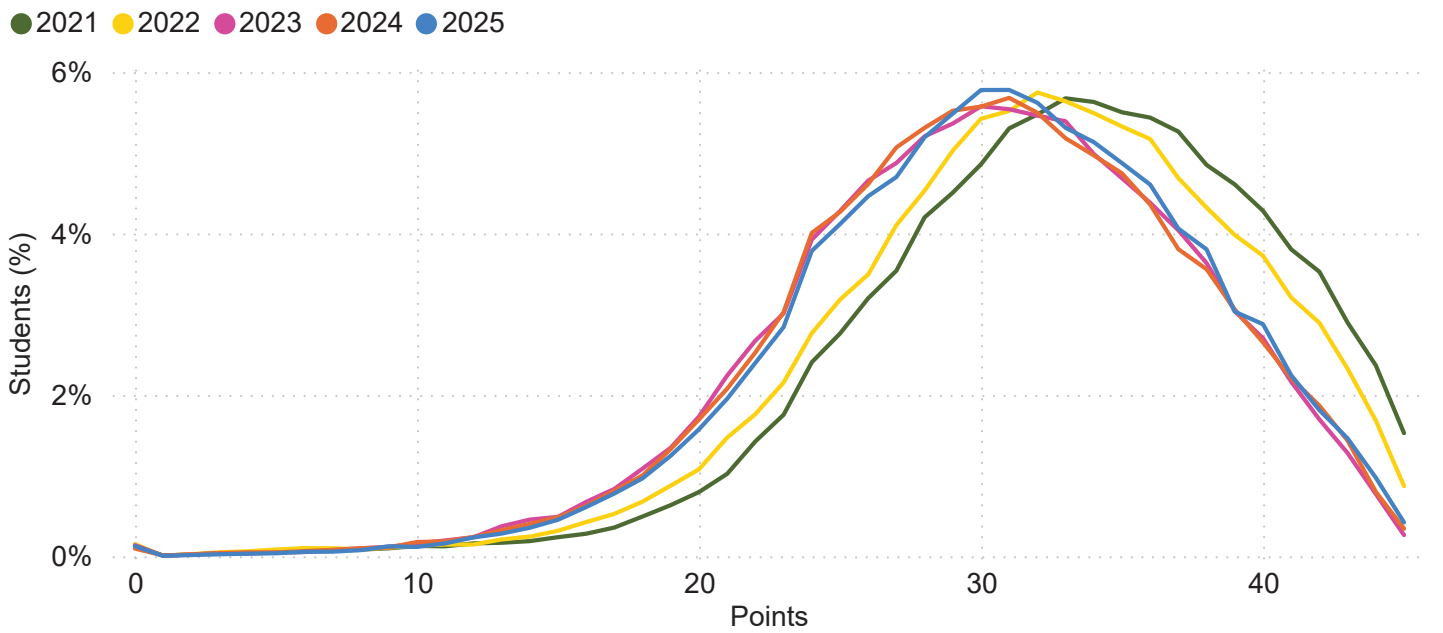


# DP diploma results - total points

Mean Total Points



Total points distribution



Grouped total points distribution

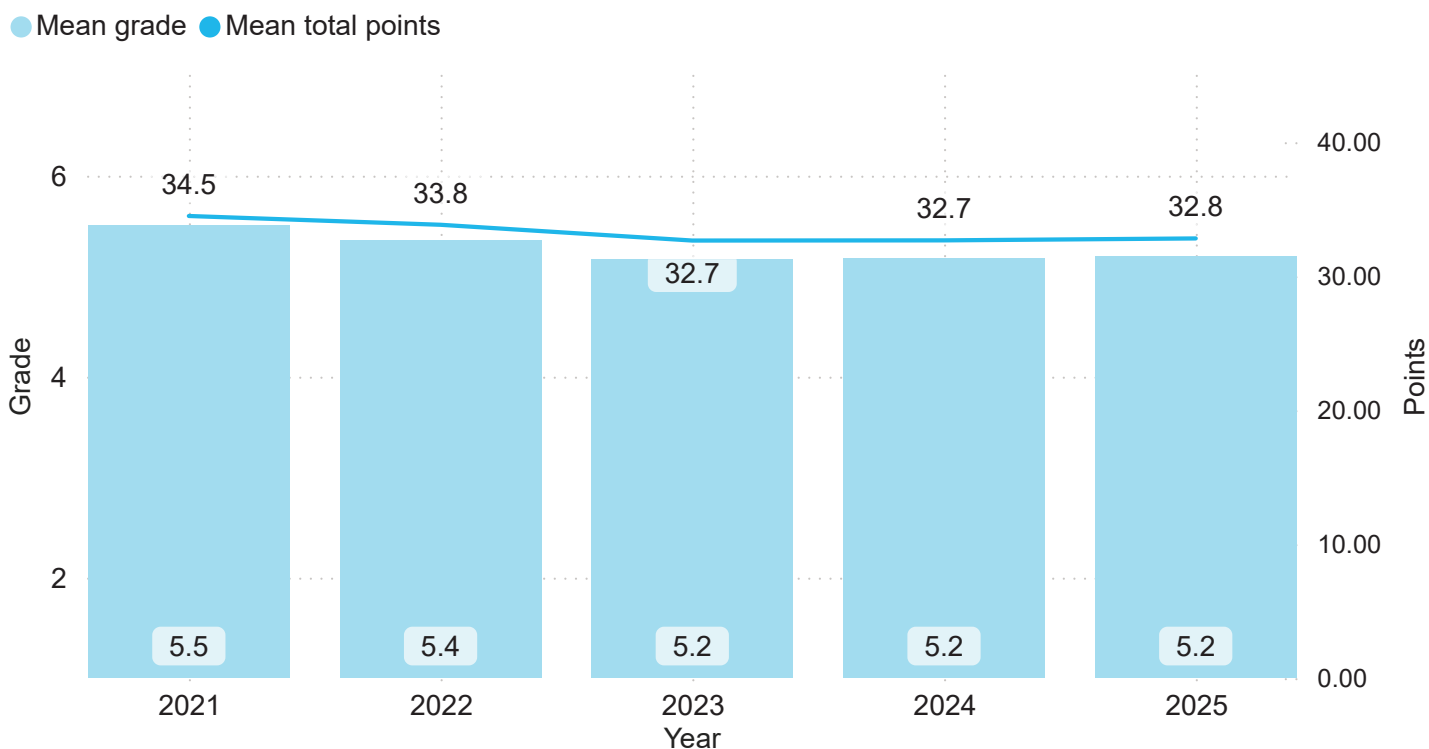
Points	2021	2022	2023	2024	2025
0 - 23	8.4%	10.9%	16.1%	15.5%	14.5%
24 - 29	20.6%	23.1%	28.3%	28.8%	27.7%
30 - 34	26.9%	27.8%	26.9%	26.9%	27.6%
35 - 39	25.7%	23.5%	19.8%	19.5%	20.4%
40 - 45	18.4%	14.7%	8.9%	9.3%	9.8%

## DP diploma results - students distributed by number of points

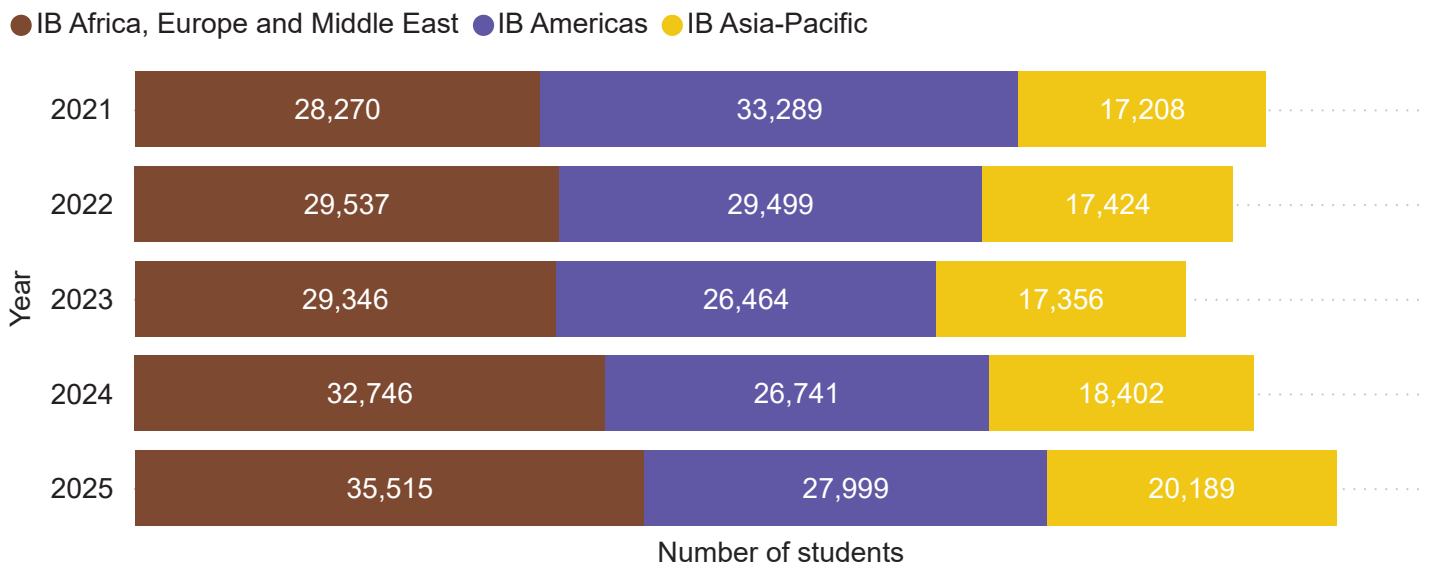
Result Points	Diploma awarded		Diploma not awarded	
	Number of students	Percentage of students	Number of students	Percentage of students
0 - 10			678	3.7%
11 - 19			5,190	28.0%
20 - 23			8,955	48.3%
24 - 29	24,764	29.6%	3,592	19.4%
30 - 34	28,126	33.6%	106	0.6%
35 - 39	20,814	24.9%	<10	
40 - 45	9,999	11.9%		
<b>Total</b>	<b>83,703</b>	<b>100.0%</b>	<b>18,530</b>	<b>100.0%</b>

# DP diploma results - diploma awarded students only

Mean grade and mean total points of students awarded the diploma



Number of Diplomas Awarded by Region



## DP diploma results - year on year growth

Year	Number of schools	Schools % change	Number of diploma qualification students	Diploma qualification students % change	Number of diploma 2nd year students	Diploma 2nd year students % change	Average number of diploma 2nd year students per school
2021	2,963		107,774		88,541		29.9
2022	2,928	-1.2%	107,804	0.0%	88,766	0.3%	30.3
2023	3,040	3.8%	110,663	2.7%	91,442	3.0%	30.1
2024	3,176	4.5%	116,449	5.2%	96,726	5.8%	30.5
2025	3,241	2.0%	128,398	10.3%	102,233	5.7%	31.5

# DP extended essay

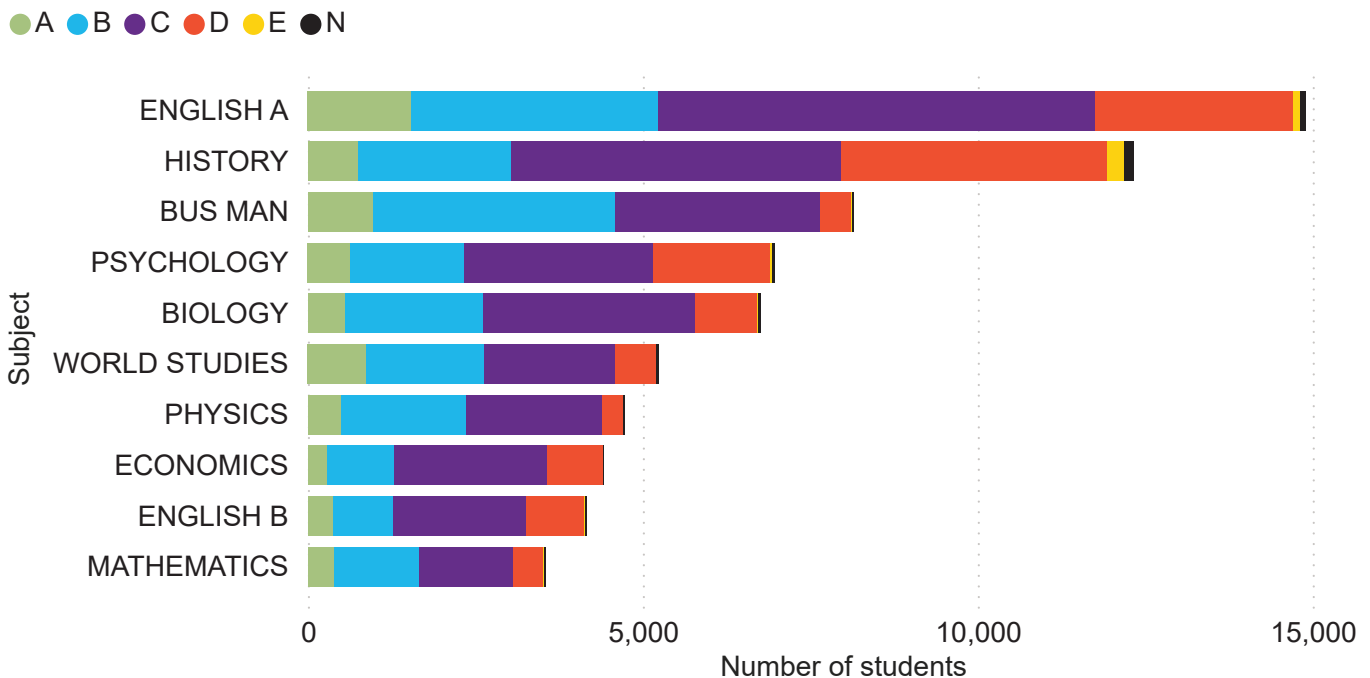
Grade distribution by subject group

Result	Grade awarded						No grade awarded	Total	
	A	B	C	D	E	Total			
Subject group							N	Total	
STUDIES IN LANGUAGE AND LITERATURE	2,975	5,800	8,353	3,446	107	<b>20,681</b>	102	<b>102</b>	<b>20,783</b>
LANGUAGE ACQUISITION	824	1,471	2,702	1,182	16	<b>6,195</b>	35	<b>35</b>	<b>6,230</b>
INDIVIDUALS AND SOCIETIES	4,405	12,483	18,136	8,863	356	<b>44,243</b>	285	<b>285</b>	<b>44,528</b>
SCIENCES	1,564	5,638	7,994	2,240	59	<b>17,495</b>	63	<b>63</b>	<b>17,558</b>
MATHEMATICS	402	1,256	1,414	440	12	<b>3,524</b>	18	<b>18</b>	<b>3,542</b>
THE ARTS	909	1,365	2,375	1,491	92	<b>6,232</b>	56	<b>56</b>	<b>6,288</b>
INTERDISCIPLINARY	209	524	824	384	24	<b>1,965</b>	13	<b>13</b>	<b>1,978</b>
<b>Total</b>	<b>11,288</b>	<b>28,537</b>	<b>41,798</b>	<b>18,046</b>	<b>666</b>	<b>100,335</b>	<b>572</b>	<b>572</b>	<b>100,907</b>

Grade distribution percentage by subject group

Result	Grade awarded						No grade awarded	Total	
	A	B	C	D	E	Total			
Subject group							N	Total	
STUDIES IN LANGUAGE AND LITERATURE	14.3%	27.9%	40.2%	16.6%	0.5%	<b>99.5%</b>	0.5%	<b>0.5%</b>	<b>100.0%</b>
LANGUAGE ACQUISITION	13.2%	23.6%	43.4%	19.0%	0.3%	<b>99.4%</b>	0.6%	<b>0.6%</b>	<b>100.0%</b>
INDIVIDUALS AND SOCIETIES	9.9%	28.0%	40.7%	19.9%	0.8%	<b>99.4%</b>	0.6%	<b>0.6%</b>	<b>100.0%</b>
SCIENCES	8.9%	32.1%	45.5%	12.8%	0.3%	<b>99.6%</b>	0.4%	<b>0.4%</b>	<b>100.0%</b>
MATHEMATICS	11.3%	35.5%	39.9%	12.4%	0.3%	<b>99.5%</b>	0.5%	<b>0.5%</b>	<b>100.0%</b>
THE ARTS	14.5%	21.7%	37.8%	23.7%	1.5%	<b>99.1%</b>	0.9%	<b>0.9%</b>	<b>100.0%</b>
INTERDISCIPLINARY	10.6%	26.5%	41.7%	19.4%	1.2%	<b>99.3%</b>	0.7%	<b>0.7%</b>	<b>100.0%</b>
<b>Total</b>	<b>11.2%</b>	<b>28.3%</b>	<b>41.4%</b>	<b>17.9%</b>	<b>0.7%</b>	<b>99.4%</b>	<b>0.6%</b>	<b>0.6%</b>	<b>100.0%</b>

Top 10 extended essay subjects



# DP theory of knowledge

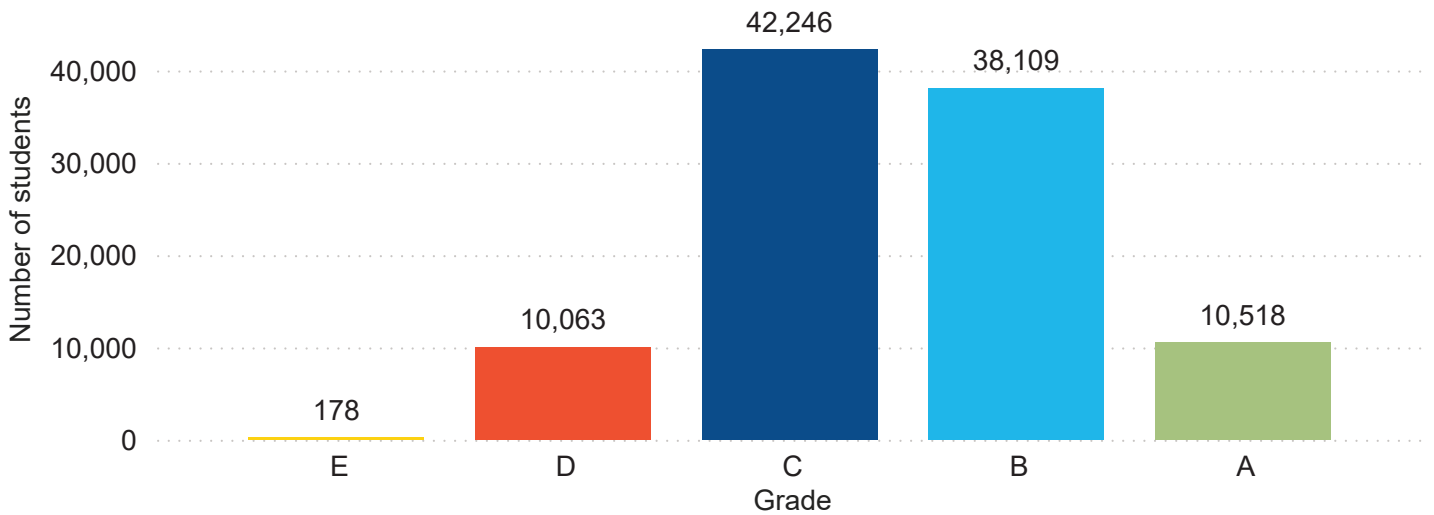
Grade distribution

Result	Grade awarded						No grade awarded	Total	
	A	B	C	D	E	Total			
Subject							N	Total	
THEORY KNOWL.	10,518	38,109	42,246	10,063	178	101,114	674	674	101,788

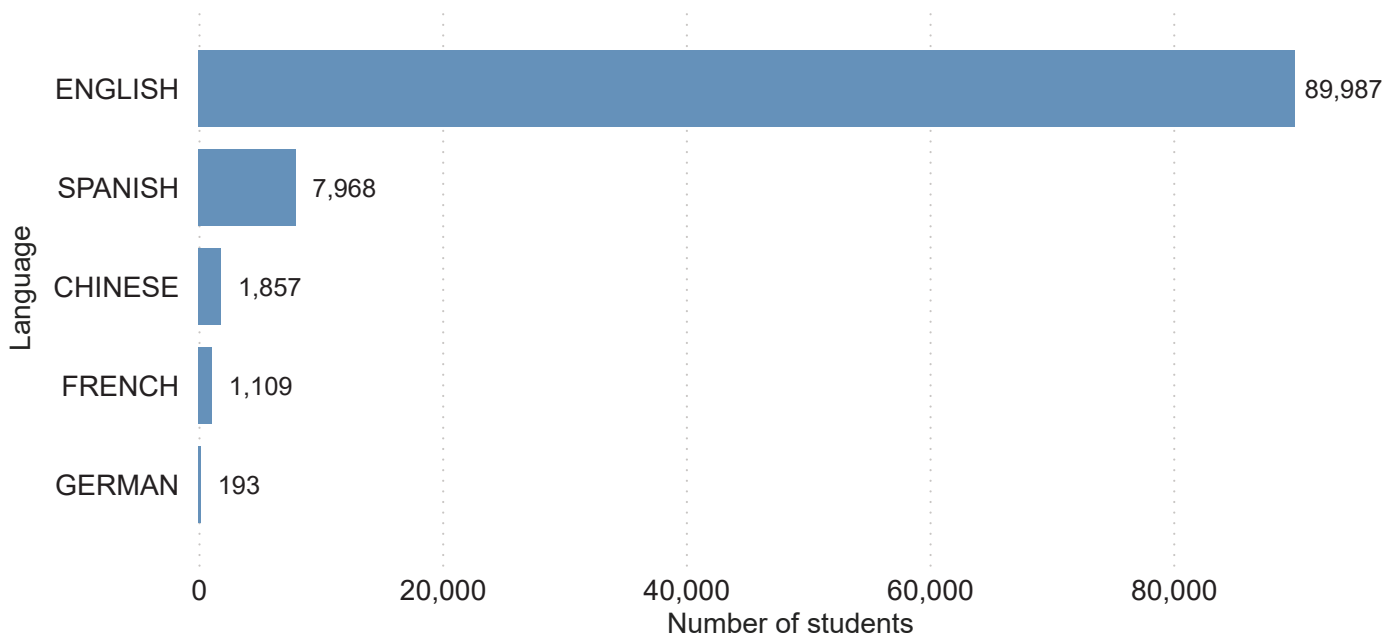
Grade distribution percentage

Result	Grade awarded						No grade awarded	Total	
	A	B	C	D	E	Total			
Subject							N	Total	
THEORY KNOWL.	10.3%	37.4%	41.5%	9.9%	0.2%	99.3%	0.7%	0.7%	100.0%

Grade Distribution



Number of students by language



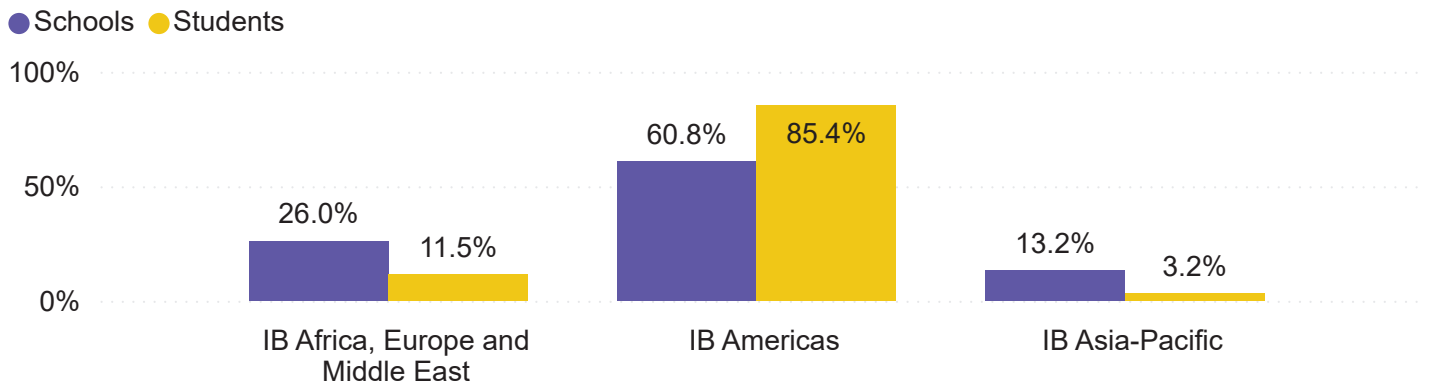
# CP certificate qualification overview

Number of students	Number of student subjects	Number of subjects	Number of countries	Number of schools
8,732	19,633	74	43	311
Mean grade	Number of first languages	Number of first nationalities		
3.7	98	131		

## CP certificate results

Pass rate	Mean grade
76.2%	3.7

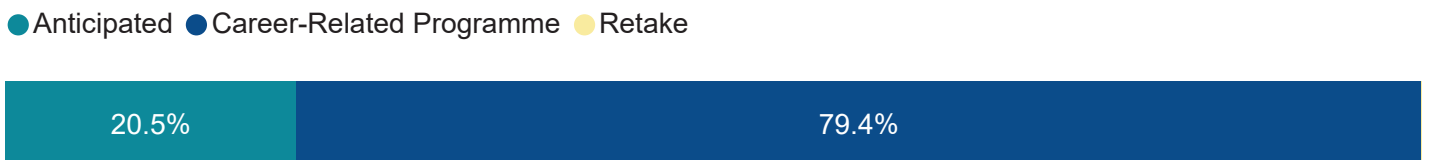
Distribution of schools and students by region



Distribution of students by gender



Distribution of students by category

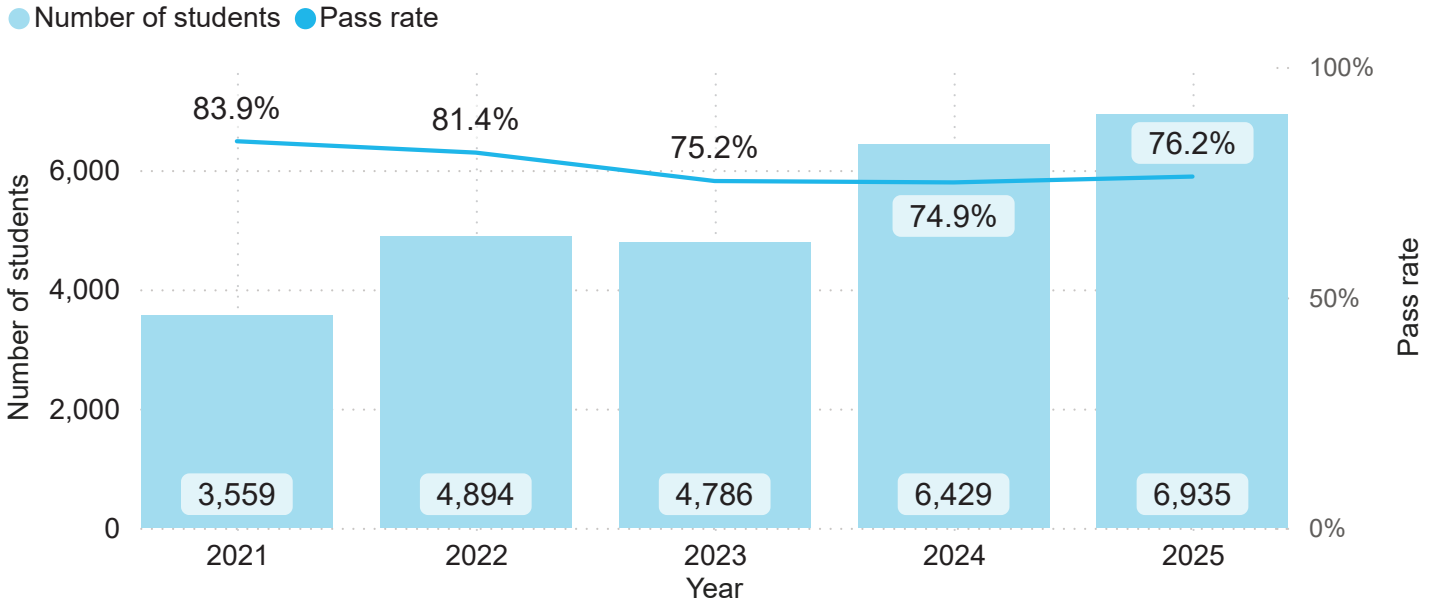


Distribution of schools by legal status

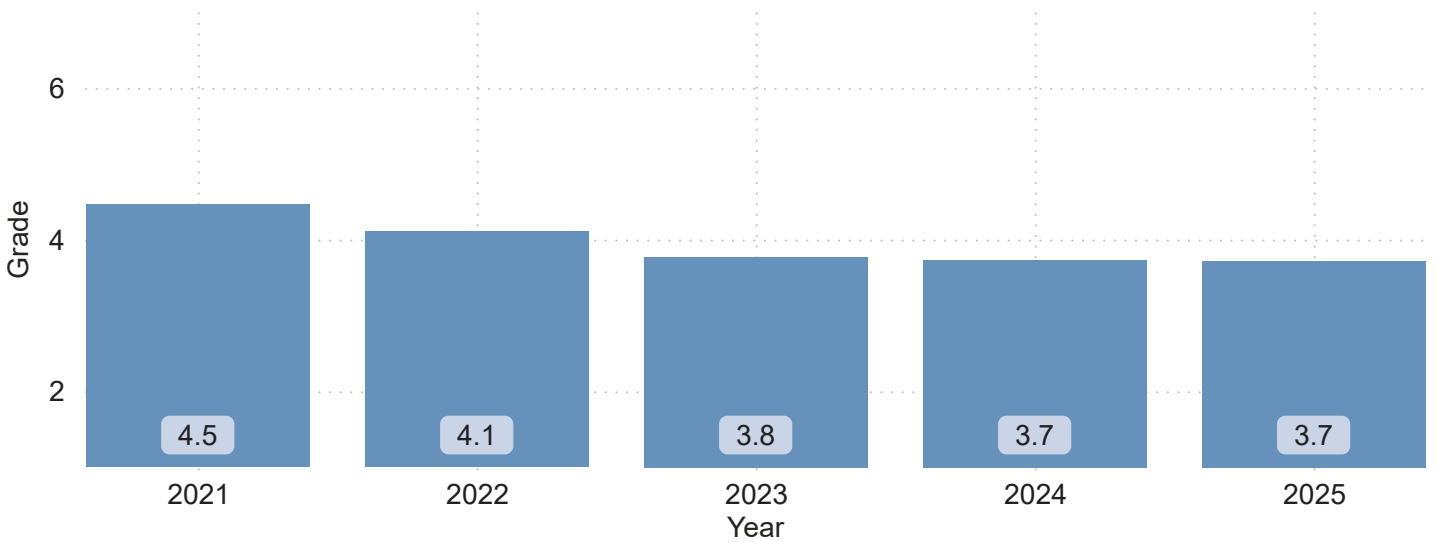


# CP certificate results

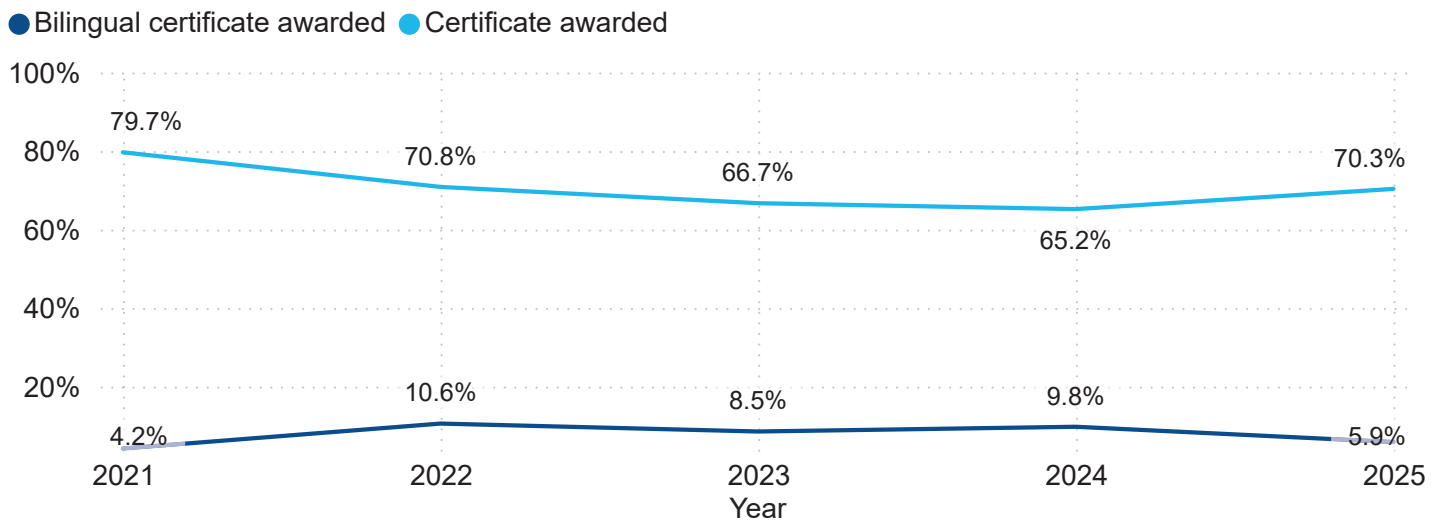
Number of students and pass rate



Mean Grade



Percentage of certificates awarded



## CP certificate results - year on year growth

Year	Number of schools	Schools % change	Number of certificate qualification students	Certificate qualification % change	Number of certificate 2nd year students	Certificate 2nd year students % change	Average number of certificate 2nd year students per school
2021	224		4,262		3,559		15.9
2022	236	5.4%	5,668	33.0%	4,894	37.5%	20.7
2023	252	6.8%	5,943	4.9%	4,786	-2.2%	19.0
2024	281	11.5%	7,722	29.9%	6,429	34.3%	22.9
2025	311	10.7%	8,732	13.1%	6,935	7.9%	22.3

# CP reflective project

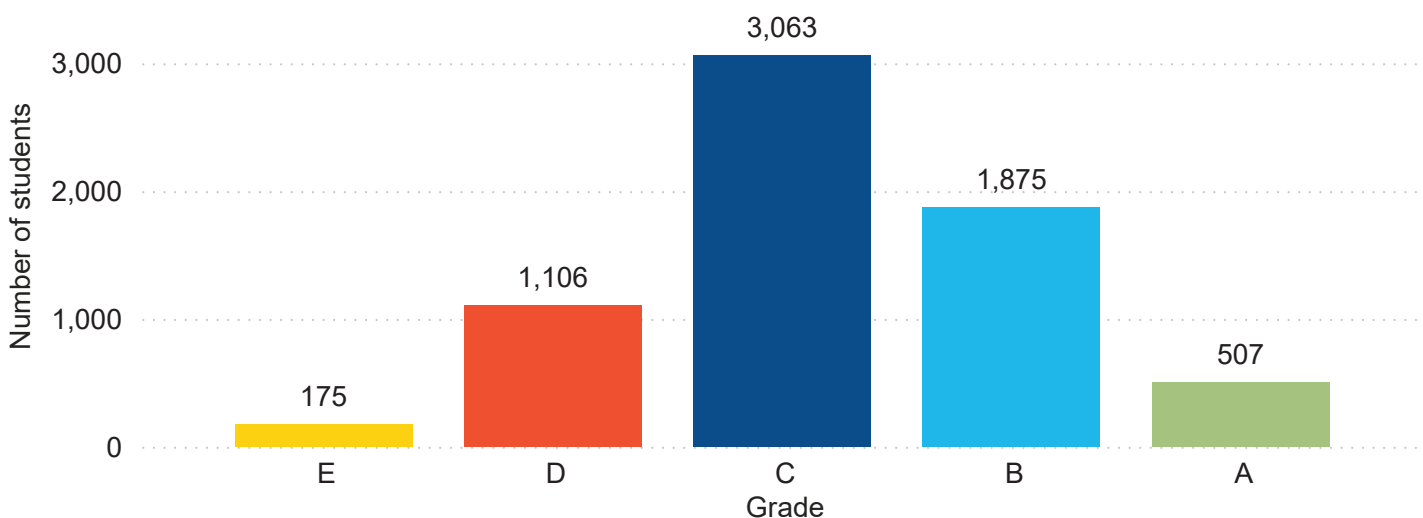
Grade distribution

Result	Grade awarded						No grade awarded	Total	
	A	B	C	D	E	Total			
Subject							N	Total	
REF PROJECT	507	1,875	3,063	1,106	175	6,726	207	207	6,933

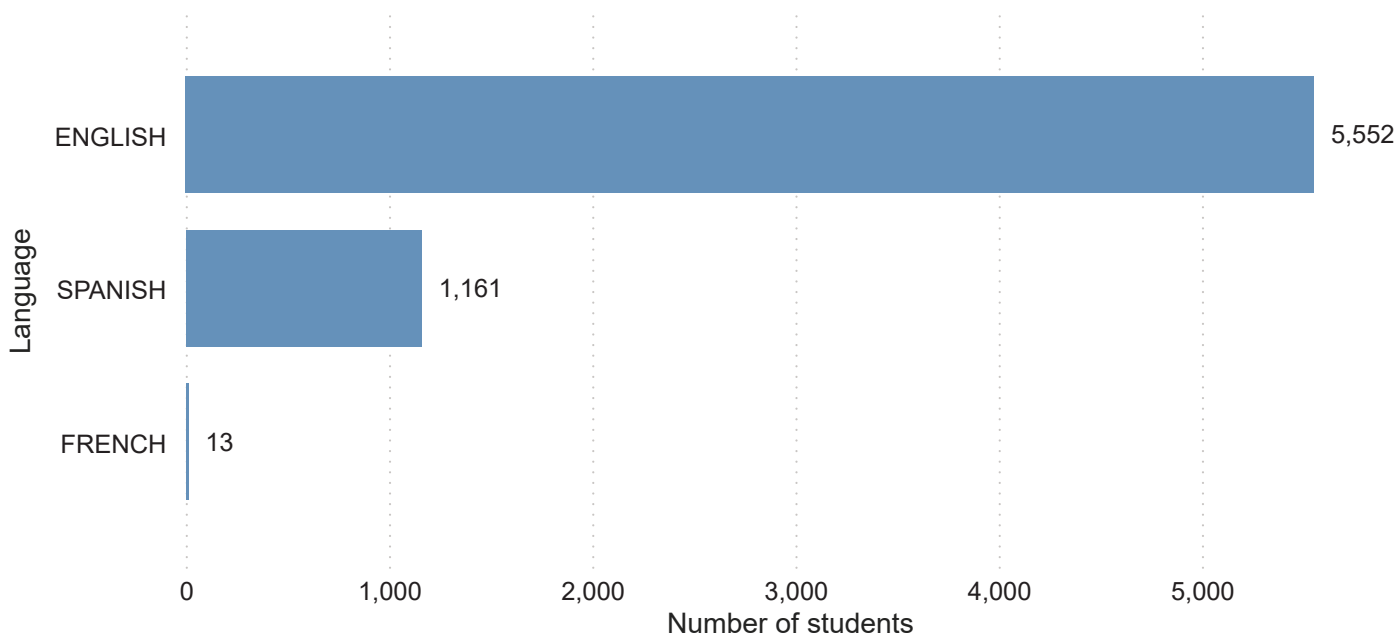
Grade distribution percentage

Result	Grade awarded						No grade awarded	Total	
	A	B	C	D	E	Total			
Subject							N	Total	
REF PROJECT	7.3%	27.0%	44.2%	16.0%	2.5%	97.0%	3.0%	3.0%	100.0%

Grade Distribution



Number of students by language



# Subjects

Subjects with fewer than 10 students are excluded from these lists

## Grade distribution by subject group

Subject group	Students	Mean grade	%N	%1	%2	%3	%4	%5	%6	%7
STUDIES IN LANGUAGE AND LITERATURE	150,211	4.9	2.0	0.0	1.0	7.2	26.8	35.5	23.2	4.3
LANGUAGE ACQUISITION	114,012	5.2	1.4	0.1	1.4	7.7	17.9	26.7	30.8	13.9
INDIVIDUALS AND SOCIETIES	177,341	4.8	2.3	0.4	3.9	10.9	22.6	29.6	22.9	7.4
SCIENCES	146,799	4.5	1.9	0.9	7.6	18.9	22.9	21.7	16.1	10.0
MATHEMATICS	118,819	4.4	2.1	2.7	9.6	15.9	23.9	21.6	15.4	8.9
THE ARTS	28,804	4.3	4.3	0.5	3.7	19.3	32.1	23.5	12.9	3.8
INTERDISCIPLINARY	22,846	4.3	3.2	1.1	6.9	20.7	25.1	24.8	13.2	5.0
<b>Total</b>	<b>758,832</b>	<b>4.7</b>	<b>2.1</b>	<b>0.8</b>	<b>4.6</b>	<b>12.6</b>	<b>23.4</b>	<b>27.2</b>	<b>21.0</b>	<b>8.3</b>

## Studies in Language and Literature grade distribution

Subject	Students	Mean grade	%N	%1	%2	%3	%4	%5	%6	%7
ALBANIAN A: LITERATURE HL	14	5.9						21.4	71.4	7.1
ALBANIAN A: LITERATURE SL	54	5.3	1.9				14.8	48.1	29.6	5.6
AMHARIC A: LITERATURE SL	50	5.4			4.0	4.0	4.0	26.0	56.0	6.0
ARABIC A: LANGUAGE AND LITERATURE HL	141	5.2				5.7	17.7	24.8	49.6	2.1
ARABIC A: LANGUAGE AND LITERATURE SL	822	5.2	0.1			4.1	20.0	35.6	33.3	6.8
ARABIC A: LITERATURE HL	45	5.5					8.9	33.3	53.3	4.4
ARABIC A: LITERATURE SL	342	5.3			0.9	4.7	16.7	25.1	42.7	9.9
ARMENIAN A: LITERATURE HL	12	5.9						8.3	91.7	
ARMENIAN A: LITERATURE SL	68	5.5	1.5				8.8	38.2	47.1	4.4
AZERBAIJANI A: LITERATURE HL	26	6.5						3.8	42.3	53.8
AZERBAIJANI A: LITERATURE SL	34	6.1				2.9	2.9	2.9	58.8	32.4
BELARUSIAN A: LITERATURE SL	11	6.8							18.2	81.8
BENGALI A: LITERATURE HL	19	6.1						10.5	73.7	15.8
BENGALI A: LITERATURE SL	42	5.9					7.1	26.2	38.1	28.6
BOSNIAN A: LITERATURE HL	78	5.0				5.1	25.6	35.9	28.2	5.1
BULGARIAN A: LITERATURE HL	69	5.7	1.4			1.4	10.1	27.5	36.2	23.2
BULGARIAN A: LITERATURE SL	35	5.4				5.7	8.6	31.4	48.6	5.7
BURMESE A: LITERATURE SL	20	5.1					20.0	55.0	25.0	
CATALAN A: LITERATURE HL	205	5.5	1.0			0.5	12.2	33.2	43.9	9.3
CATALAN A: LITERATURE SL	161	5.3	0.6			2.5	20.5	32.3	35.4	8.7
CHINESE A: LANGUAGE AND LITERATURE HL	742	5.3	0.4			0.7	13.7	45.6	37.5	2.2
CHINESE A: LANGUAGE AND LITERATURE SL	3,090	5.4	0.4		0.1	1.7	13.5	38.7	37.9	7.7
CHINESE A: LITERATURE HL	262	5.4			0.4	0.8	8.4	37.8	50.4	2.3
CHINESE A: LITERATURE SL	1,145	5.4	0.7		0.2	0.9	10.7	41.1	41.4	5.0
CROATIAN A: LITERATURE HL	40	6.1	2.5					17.5	57.5	22.5
CROATIAN A: LITERATURE SL	47	5.6					12.8	23.4	55.3	8.5
CZECH A: LITERATURE HL	103	5.8	1.0				2.9	27.2	52.4	16.5
CZECH A: LITERATURE SL	187	5.7				2.7	7.5	31.6	38.0	20.3
DANISH A: LITERATURE HL	122	5.3	1.6			4.1	18.0	33.6	31.1	11.5
DANISH A: LITERATURE SL	131	5.1	0.8		0.8	5.3	16.8	44.3	22.1	9.9
DUTCH A: LANGUAGE AND LITERATURE HL	93	5.0				1.1	32.3	31.2	34.4	1.1
DUTCH A: LANGUAGE AND LITERATURE SL	219	4.8	0.5			4.1	33.3	39.7	20.5	1.8
DUTCH A: LITERATURE HL	13	5.2					7.7	61.5	30.8	
DUTCH A: LITERATURE SL	94	4.7			1.1	5.3	36.2	39.4	13.8	4.3
DZONGKHA A: LITERATURE SL	10	5.7					10.0	30.0	40.0	20.0

## Studies in Language and Literature grade distribution

Subject	Students	Mean grade	%N	%1	%2	%3	%4	%5	%6	%7
ENGLISH A: LANGUAGE AND LITERATURE HL	43,338	4.8	2.7	0.0	1.0	8.4	26.3	35.9	21.5	4.1
ENGLISH A: LANGUAGE AND LITERATURE SL	31,216	4.9	2.6	0.1	1.1	6.5	24.0	35.5	25.5	4.9
ENGLISH A: LITERATURE HL	30,239	4.6	1.8	0.0	1.6	8.4	37.4	33.4	16.0	1.5
ENGLISH A: LITERATURE SL	5,734	5.1	1.1	0.0	0.4	5.0	19.8	37.9	28.8	7.0
ESTONIAN A: LITERATURE SL	21	5.6				14.3	4.8	19.0	33.3	28.6
FILIPIN A LIT SL	103	5.2				2.9	20.4	35.9	33.0	7.8
FINNISH A: LITERATURE HL	133	5.3	1.5				12.8	46.6	38.3	0.8
FINNISH A: LITERATURE SL	172	5.0	1.7			2.3	25.6	44.8	20.9	4.7
FRENCH A: LANGUAGE AND LITERATURE HL	828	4.8	1.0		0.5	5.7	30.3	40.6	18.0	4.0
FRENCH A: LANGUAGE AND LITERATURE SL	1,006	4.8	1.2		0.7	5.6	29.6	38.7	20.7	3.6
FRENCH A: LITERATURE HL	393	5.0	2.0		0.3	2.3	26.7	43.0	22.9	2.8
FRENCH A: LITERATURE SL	416	4.9	1.0		0.2	6.3	31.3	34.4	23.3	3.6
GEORGIAN A: LITERATURE HL	48	6.0						25.0	47.9	27.1
GEORGIAN A: LITERATURE SL	28	5.8					3.6	28.6	53.6	14.3
GERMAN A: LANGUAGE AND LITERATURE HL	507	5.3	0.8			1.6	18.3	39.8	30.6	8.9
GERMAN A: LANGUAGE AND LITERATURE SL	746	5.2	0.5			1.7	20.2	42.0	27.2	8.3
GERMAN A: LITERATURE HL	475	5.1	0.8			2.3	22.9	41.7	27.6	4.6
GERMAN A: LITERATURE SL	321	5.1	1.2		0.3	6.9	18.1	38.6	23.4	11.5
HEBREW A: LITERATURE HL	29	6.1					10.3	6.9	48.3	34.5
HEBREW A: LITERATURE SL	49	5.4			2.0	6.1	10.2	28.6	34.7	18.4
HINDI A: LITERATURE HL	10	6.0						20.0	60.0	20.0
HINDI A: LITERATURE SL	130	5.5			0.8		11.5	33.1	46.2	8.5
HUNGARIAN A: LITERATURE HL	19	5.7					15.8	10.5	63.2	10.5
HUNGARIAN A: LITERATURE SL	84	5.0	1.2			6.0	32.1	23.8	31.0	6.0
ICELANDIC A: LITERATURE SL	11	5.4					9.1	45.5	45.5	
INDONES A LAL HL	126	5.3	0.8			0.8	17.5	37.3	42.1	1.6
INDONES A LAL SL	735	5.2	0.7			3.4	15.2	40.8	37.6	2.3
INDONESIAN A: LITERATURE HL	21	5.7					4.8	23.8	66.7	4.8
INDONESIAN A: LITERATURE SL	65	5.0				6.2	20.0	38.5	33.8	1.5
ITALIAN A: LANGUAGE AND LITERATURE HL	157	4.9	0.6			3.8	25.5	49.0	19.7	1.3
ITALIAN A: LANGUAGE AND LITERATURE SL	188	4.7	0.5		0.5	8.0	27.7	46.8	14.9	1.6
ITALIAN A: LITERATURE HL	131	5.1				1.5	29.0	39.7	21.4	8.4
ITALIAN A: LITERATURE SL	173	4.9				8.7	23.1	40.5	22.0	5.8
JAPANESE A: LANGUAGE AND LITERATURE HL	126	5.1	0.8				27.0	35.7	34.9	1.6
JAPANESE A: LANGUAGE AND LITERATURE SL	181	5.0			0.6	3.3	25.4	41.4	22.7	6.6
JAPANESE A: LITERATURE HL	52	5.0					26.9	51.9	17.3	3.8
JAPANESE A: LITERATURE SL	170	5.0					31.2	40.6	23.5	4.7
KAZAKH A: LITERATURE SL	29	5.4					13.8	48.3	20.7	17.2
KHMER A: LITERATURE HL	31	5.9					6.5	16.1	61.3	16.1
KHMER A: LITERATURE SL	50	5.7				2.0	8.0	22.0	54.0	14.0
KISWAHILI A: LITERATURE HL	18	5.8					11.1	5.6	72.2	11.1
KISWAHILI A: LITERATURE SL	79	5.6			1.3	1.3	7.6	24.1	62.0	3.8
KOREAN A: LANGUAGE AND LITERATURE HL	60	5.4				3.3	6.7	46.7	36.7	6.7
KOREAN A: LANGUAGE AND LITERATURE SL	399	5.5	0.5			1.0	10.0	37.8	40.4	10.3

## Studies in Language and Literature grade distribution

Subject	Students	Mean grade	%N	%1	%2	%3	%4	%5	%6	%7
KOREAN A: LITERATURE HL	34	5.7					2.9	38.2	47.1	11.8
KOREAN A: LITERATURE SL	318	5.8			0.3	0.6	6.3	25.2	50.6	17.0
LATVIAN A: LITERATURE HL	40	5.7					7.5	22.5	60.0	10.0
LATVIAN A: LITERATURE SL	50	5.4	4.0		2.0	2.0	8.0	38.0	36.0	10.0
LITHUANIAN A: LITERATURE HL	60	5.4				1.7	13.3	40.0	35.0	10.0
LITHUANIAN A: LITERATURE SL	227	5.2				4.0	19.8	35.7	30.4	10.1
MACEDONIAN A: LITERATURE HL	32	6.4						6.3	50.0	43.8
MACEDONIAN A: LITERATURE SL	56	6.1					5.4	19.6	39.3	35.7
MALAY A: LITERATURE HL	16	5.6						50.0	43.8	6.3
MALAY A: LITERATURE SL	372	6.2					0.3	4.6	72.6	22.6
MOD. GREEK A: LANGUAGE AND LITERATURE HL	51	5.0					27.5	45.1	25.5	2.0
MOD. GREEK A: LANGUAGE AND LITERATURE SL	167	5.1	0.6			4.2	20.4	40.1	30.5	4.2
MOD. GREEK A: LITERATURE HL	12	5.8					8.3	33.3	33.3	25.0
MOD. GREEK A: LITERATURE SL	208	5.4				1.4	17.3	32.2	33.7	15.4
MONGOLIAN A: LITERATURE HL	62	5.7	3.2				6.5	27.4	53.2	9.7
MONGOLIAN A: LITERATURE SL	65	5.8	1.5		1.5		3.1	27.7	47.7	18.5
NEPALI A: LITERATURE SL	52	5.8					1.9	30.8	55.8	11.5
NORWEGIAN A: LANGUAGE AND LITERATURE HL	43	5.5	14.0				18.6	20.9	27.9	18.6
NORWEGIAN A: LANGUAGE AND LITERATURE SL	70	5.2				4.3	17.1	34.3	38.6	5.7
NORWEGIAN A: LITERATURE HL	77	5.1	2.6			6.5	24.7	31.2	26.0	9.1
NORWEGIAN A: LITERATURE SL	148	5.2	4.7			5.4	16.9	31.8	34.5	6.8
PERSIAN A: LITERATURE HL	20	5.3					10.0	55.0	35.0	
PERSIAN A: LITERATURE SL	98	5.1			1.0	1.0	15.3	50.0	30.6	2.0
POLISH A: LITERATURE HL	185	5.4	0.5			1.6	14.1	36.2	34.6	13.0
POLISH A: LITERATURE SL	1,345	5.2	0.3		0.1	2.1	23.2	38.5	28.3	7.4
PORTUGUESE A: LANGUAGE AND LITERATURE HL	670	4.8	1.2		0.3	9.3	25.7	39.7	20.9	3.0
PORTUGUESE A: LANGUAGE AND LITERATURE SL	388	5.1	0.3			2.6	23.5	41.0	26.0	6.7
PORTUGUESE A: LITERATURE HL	86	5.5					9.3	41.9	40.7	8.1
PORTUGUESE A: LITERATURE SL	115	5.1			0.9	3.5	9.6	58.3	23.5	4.3
ROMANIAN A: LITERATURE SL	45	5.4					6.7	44.4	46.7	2.2
RUSSIAN A: LANGUAGE AND LITERATURE HL	70	4.8	2.9			10.0	25.7	34.3	27.1	
RUSSIAN A: LANGUAGE AND LITERATURE SL	280	5.1	0.7			4.6	22.1	35.7	28.9	7.9
RUSSIAN A: LITERATURE HL	109	4.9	0.9			4.6	30.3	37.6	25.7	0.9
RUSSIAN A: LITERATURE SL	469	4.9	0.9		1.5	6.0	28.6	35.0	24.7	3.4
SERBIAN A: LITERATURE HL	76	5.3	1.3				15.8	44.7	34.2	3.9
SERBIAN A: LITERATURE SL	58	5.2				1.7	29.3	29.3	29.3	10.3
SESOTHO A: LITERATURE HL	13	5.8						23.1	76.9	
SESOTHO A: LITERATURE SL	16	5.9						25.0	62.5	12.5
SLOVAK A: LITERATURE HL	15	6.1						13.3	66.7	20.0
SLOVAK A: LITERATURE SL	89	5.5				3.4	9.0	36.0	41.6	10.1
SLOVENE A: LITERATURE HL	87	5.9					1.1	26.4	56.3	16.1
SPANISH A: LANGUAGE AND LITERATURE HL	5,122	4.8	1.2		0.6	7.5	28.3	38.8	20.8	2.7
SPANISH A: LANGUAGE AND LITERATURE SL	2,741	4.8	1.5		1.4	9.2	24.6	35.8	23.0	4.5

### Studies in Language and Literature grade dstrubtion

Subject	Students	Mean grade	%N	%1	%2	%3	%4	%5	%6	%7
SPANISH A: LITERATURE HL	3,943	4.7	1.5		0.6	7.3	34.4	37.4	16.1	2.8
SPANISH A: LITERATURE SL	1,871	4.4	1.4	0.1	1.7	22.3	31.3	28.5	11.7	3.1
SWEDISH A: LANGUAGE AND LITERATURE HL	42	4.9	4.8			7.1	26.2	33.3	26.2	2.4
SWEDISH A: LANGUAGE AND LITERATURE SL	146	4.7	1.4		0.7	7.5	32.9	36.3	17.8	3.4
SWEDISH A: LITERATURE HL	60	5.0	3.3			3.3	26.7	38.3	21.7	6.7
SWEDISH A: LITERATURE SL	170	4.6	2.4			5.9	43.5	31.8	14.1	2.4
TELUGU A: LITERATURE SL	14	5.5					14.3	35.7	35.7	14.3
THAI A: LANGUAGE AND LITERATURE HL	29	5.7				3.4	3.4	24.1	62.1	6.9
THAI A: LANGUAGE AND LITERATURE SL	184	5.3	0.5			1.1	19.0	38.0	35.3	6.0
THAI A: LITERATURE SL	10	5.3					30.0	20.0	40.0	10.0
TURKISH A: LITERATURE HL	432	5.0			1.6	10.2	22.2	31.7	24.1	10.2
TURKISH A: LITERATURE SL	948	4.7	1.3		3.0	17.4	25.2	26.1	19.6	7.5
UKRAINIAN A: LITERATURE SL	162	5.4	1.2				17.9	35.2	32.1	13.6
URDU A: LITERATURE SL	115	5.5	2.6			2.6	10.4	29.6	48.7	6.1
VIETNAM A LAL HL	53	5.5					7.5	39.6	47.2	5.7
VIETNAM A LAL SL	182	5.2				1.1	20.9	40.1	29.7	8.2
VIETNAMESE A: LITERATURE SL	80	5.3	1.3			2.5	6.3	53.8	31.3	5.0

Language acquisition - Classical languages grade distribution

Subject	Students	Mean grade	%N	%1	%2	%3	%4	%5	%6	%7
CLASS.GREEK SL	23	5.7				4.3	4.3	34.8	30.4	26.1
LATIN HL	175	4.8	1.7		2.9	19.4	23.4	19.4	18.3	14.9
LATIN SL	859	4.3	2.0	0.6	7.7	27.5	22.5	17.0	15.4	7.5

Language acquisition - Language ab initio grade distribution

Subject	Students	Mean grade	%N	%1	%2	%3	%4	%5	%6	%7
ARABIC AB. SL	321	4.7	1.2	0.3	10.3	16.8	17.4	19.0	19.3	15.6
DANISH AB. SL	147	5.4	1.4			2.0	16.3	34.7	33.3	12.2
DUTCH AB. SL	110	5.1	0.9			4.5	30.0	29.1	19.1	16.4
ENGLISH AB. SL	185	4.9	4.3	0.5	5.4	10.8	21.6	18.9	25.9	12.4
FRENCH AB. SL	5,748	4.7	1.6	0.2	2.7	16.1	24.1	26.2	19.9	9.2
GERMAN AB. SL	1,509	5.0	0.9		3.0	9.3	22.4	27.4	27.0	9.9
ITALIAN AB. SL	536	5.0	1.7	0.2	1.1	10.4	25.2	26.5	24.3	10.6
JAPANESE AB. SL	442	4.8	1.4	0.5	7.5	14.7	17.0	22.4	21.3	15.4
KISWAHILI AB. SL	97	5.2				3.1	20.6	40.2	28.9	7.2
MANDARIN AB. SL	1,435	5.2	2.4	0.2	2.5	14.1	19.1	14.7	21.2	25.7
RUSSIAN AB. SL	83	6.2			1.2	1.2	6.0	13.3	21.7	56.6
SPANISH AB. SL	10,543	4.9	1.5	0.1	1.9	11.2	23.1	31.1	21.0	10.1
SWEDISH AB. SL	197	5.1	2.5		1.5	6.1	20.3	34.0	23.9	11.7

## Language acquisition - Language B grade distribution

Subject	Students	Mean grade	%N	%1	%2	%3	%4	%5	%6	%7
ARABIC B HL	1,315	5.6	0.2		0.8	3.7	12.5	20.0	40.3	22.7
ARABIC B SL	1,196	5.4	0.2	0.5	2.6	4.1	13.2	23.3	46.0	10.1
CHINESE B HL	834	6.0	0.4		0.5	2.4	6.4	12.7	42.7	35.0
CHINESE B SL	3,068	5.7	1.0		1.1	4.5	14.2	18.2	26.1	34.7
DANISH B HL	265	5.6	0.8			7.2	11.7	18.1	40.8	21.5
DANISH B SL	48	5.0			4.2	4.2	16.7	50.0	14.6	10.4
DUTCH B HL	137	5.8				0.7	8.0	20.4	48.2	22.6
DUTCH B SL	359	4.9			2.5	9.5	21.7	35.7	26.5	4.2
ENGLISH B HL	23,089	5.6	0.7	0.0	0.1	2.1	8.8	24.6	50.2	13.4
ENGLISH B SL	4,648	5.5	1.9	0.0	0.6	4.2	13.6	25.4	39.9	14.4
FINNISH B HL	48	6.0	2.1			2.1	10.4	6.3	45.8	33.3
FINNISH B SL	93	5.5	2.2			7.5	15.1	20.4	35.5	19.4
FRENCH B HL	3,715	5.2	1.2	0.6	3.4	10.2	14.6	20.5	30.0	19.5
FRENCH B SL	12,639	5.1	1.4	0.2	1.9	8.7	20.0	30.0	24.6	13.2
GERMAN B HL	1,970	5.6	0.9		0.1	2.8	12.1	27.3	36.8	20.1
GERMAN B SL	2,276	5.1	1.0		0.9	8.2	22.5	28.1	25.3	14.1
HEBREW B SL	52	6.0	1.9				5.8	26.9	28.8	36.5
HINDI B HL	348	5.3			0.3	2.0	16.4	34.8	38.5	8.0
HINDI B SL	1,593	5.7	0.3		0.1	0.3	4.5	30.7	54.5	9.7
INDONESIAN B HL	215	5.9				2.3	4.7	20.9	48.4	23.7
INDONESIAN B SL	359	5.9				0.8	5.0	20.9	52.1	21.2
ITALIAN B HL	280	5.8	0.4		1.4	6.8	9.3	11.8	32.1	38.2
ITALIAN B SL	488	5.1	0.8		1.0	10.9	21.9	21.7	25.8	17.8
JAPANESE B HL	138	6.2	0.7		0.7	2.9	5.8	7.2	34.8	47.8
JAPANESE B SL	443	5.1	1.8		2.5	7.4	25.7	21.7	19.6	21.2
KISWAHILI B HL	36	5.7					13.9	25.0	41.7	19.4
KISWAHILI B SL	87	5.4				1.1	12.6	41.4	34.5	10.3
KOREAN B HL	56	6.4					1.8	7.1	37.5	53.6
KOREAN B SL	92	5.4	3.3			6.5	20.7	21.7	19.6	28.3
NORWEGIAN B HL	212	5.2	4.2		4.2	9.0	17.5	19.8	25.0	20.3
NORWEGIAN B SL	35	5.0	5.7		5.7	8.6	14.3	25.7	34.3	5.7
PORTUGUESE B HL	124	5.1			2.4	9.7	17.7	27.4	31.5	11.3
PORTUGUESE B SL	164	5.8	1.8		0.6	4.9	3.0	23.2	36.6	29.9
RUSSIAN B HL	111	6.7					0.9	7.2	14.4	77.5
RUSSIAN B SL	94	6.4				1.1	3.2	11.7	23.4	60.6
SPANISH B HL	8,520	5.2	2.4	0.4	1.8	8.1	17.9	25.3	28.1	16.0
SPANISH B SL	22,140	4.9	2.1	0.1	1.2	10.1	26.2	30.6	19.8	9.8
SWEDISH B HL	156	5.4	2.6			4.5	14.7	28.8	35.3	14.1
SWEDISH B SL	155	5.3	1.9		0.6	9.0	16.8	24.5	32.3	14.8

Individuals and societies grade distribution

Subject	Students	Mean grade	%N	%1	%2	%3	%4	%5	%6	%7
ART HISTORY SL	131	4.3	8.4	5.3	8.4	15.3	19.8	19.8	14.5	8.4
BRAZILIAN SOCIAL STUDIES SL	441	4.9	2.5	0.2	2.7	7.7	21.1	31.5	27.9	6.3
BUS MAN HL	24,513	5.0	0.9	0.2	1.9	8.6	22.0	33.0	25.9	7.5
BUS MAN SL	13,304	4.9	3.1	0.5	4.1	10.2	19.5	26.4	25.0	11.2
CL.GK.ROM.ST. SL	43	6.6							39.5	60.5
DIGITAL SOC. HL	1,261	4.4	1.6	0.7	5.6	14.8	28.6	30.0	17.0	1.7
DIGITAL SOC. SL	1,297	4.3	1.8	0.3	6.9	15.0	32.8	25.1	17.0	1.1
ECONOMICS HL	20,089	5.2	0.7	0.2	2.1	7.9	17.7	27.6	29.9	14.0
ECONOMICS SL	10,797	5.0	2.1	0.6	4.4	12.1	18.2	24.0	23.5	14.9
GEOGRAPHY HL	5,218	5.3	0.4	0.1	0.6	5.0	14.7	33.1	33.1	13.0
GEOGRAPHY SL	4,528	4.9	3.3	0.4	4.2	12.8	17.0	27.5	25.9	9.0
GLOB. POL HL	6,263	5.1	1.7	0.3	1.1	5.0	19.0	37.0	30.3	5.6
GLOB. POL SL	4,111	4.7	5.5	0.2	3.6	11.9	21.8	33.2	17.5	6.4
HISTORY HL	37,228	4.4	2.8	0.5	5.8	14.2	28.8	30.3	15.2	2.6
HISTORY SL	9,253	4.7	2.5	0.8	4.6	8.3	24.2	34.6	21.5	3.6
PHILOSOPHY HL	1,904	5.0	0.9	0.1	1.9	8.1	23.1	34.7	21.4	9.9
PHILOSOPHY SL	2,745	4.9	3.4	0.4	3.7	9.4	20.3	28.8	25.1	9.0
PSYCHOLOGY HL	15,094	4.8	1.5	0.4	3.1	10.9	22.8	31.4	24.4	5.6
PSYCHOLOGY SL	13,565	4.4	5.4	1.1	7.7	15.6	25.0	21.8	19.2	4.3
SOC.CUL.ANTH. HL	1,091	4.9	2.1	0.1	2.7	12.8	23.6	25.4	22.7	10.4
SOC.CUL.ANTH. SL	1,711	4.5	5.8	0.2	5.4	14.1	25.7	32.0	13.8	2.9
TURKEY IN THE 20TH CENTURY SL	848	5.5	1.2		0.4	3.5	12.7	25.0	43.2	14.0
WORLD ARTS AND CULTURES SL	45	5.3				2.2	6.7	53.3	31.1	6.7
WORLD RELIG. SL	1,861	4.8	5.0	0.1	1.8	11.1	23.8	31.5	21.2	5.6

### Sciences grade distribution

Subject	Students	Mean grade	%N	%1	%2	%3	%4	%5	%6	%7
ASTRONOMY SL	53	4.3	5.7		17.0	20.8	13.2	15.1	15.1	13.2
BIOLOGY HL	33,102	4.5	1.8	1.0	6.7	18.0	24.8	23.9	16.6	7.2
BIOLOGY SL	21,939	4.3	2.4	0.8	8.7	21.6	26.1	20.6	13.9	5.9
CHEMISTRY HL	20,095	4.8	1.1	0.7	5.0	15.8	19.4	22.3	20.7	15.0
CHEMISTRY SL	17,646	4.3	2.2	1.5	11.0	19.1	20.9	20.6	15.3	9.5
COMPUTER SC. HL	4,751	4.7	1.2	0.2	5.9	15.8	20.9	27.0	20.5	8.5
COMPUTER SC. SL	4,402	4.3	2.6	1.5	10.1	21.9	19.7	20.2	15.6	8.5
DESIGN TECH. HL	2,127	4.7	0.9	0.1	2.1	10.1	29.5	30.7	22.2	4.4
DESIGN TECH. SL	1,869	4.1	2.0	0.3	8.1	19.3	36.6	22.2	10.6	0.9
FOOD SCI.TECH SL	26	5.5				7.7	11.5	26.9	34.6	19.2
MARINE SCIENCE SL	429	3.8	7.9	2.3	16.8	24.5	21.2	14.0	8.6	4.7
PHYSICS HL	17,984	4.9	0.9	0.3	4.8	15.0	19.8	22.2	17.9	19.2
PHYSICS SL	14,442	4.2	1.9	1.3	8.7	25.9	23.0	17.1	11.8	10.3
SPORTS EX SCI HL	1,947	4.8	1.6	0.5	4.3	14.0	23.1	25.0	20.9	10.6
SPORTS EX SCI SL	5,987	3.8	6.4	1.8	14.7	24.7	24.1	16.7	8.4	3.2

### Mathematics grade distribution

Subject	Students	Mean grade	%N	%1	%2	%3	%4	%5	%6	%7
MATH ANALYSIS HL	24,966	4.9	1.1	0.7	5.1	10.8	21.8	23.7	20.3	16.4
MATH ANALYSIS SL	42,358	4.5	1.5	1.3	8.0	15.2	24.7	23.1	16.8	9.2
MATH APPS HL	8,527	4.5	1.4	1.6	8.1	13.9	25.7	23.7	16.0	9.6
MATH APPS SL	42,968	3.9	3.3	5.4	14.0	20.0	23.9	18.4	11.1	4.0

The arts grade distribution

Subject	Students	Mean grade	%N	%1	%2	%3	%4	%5	%6	%7
DANCE HL	413	4.6	6.1		1.0	19.6	26.9	21.1	19.4	6.1
DANCE SL	437	4.1	13.5		4.6	27.0	25.9	14.0	10.8	4.3
FILM HL	2,962	4.4	4.9	1.0	4.0	14.2	30.5	27.1	14.6	3.7
FILM SL	1,792	4.2	11.4	0.8	5.9	20.5	27.8	20.9	10.2	2.4
MUSIC HL	1,475	4.8	3.5		1.5	11.1	28.1	29.4	20.1	6.4
MUSIC SL	1,551	4.3	7.2	0.5	2.7	19.9	31.2	22.6	12.1	3.8
THEATRE HL	2,518	5.1	2.7		1.9	8.8	18.9	27.6	26.2	13.9
THEATRE SL	1,264	4.6	3.9	0.7	4.2	14.3	25.2	26.2	19.0	6.6
VISUAL ARTS HL	10,312	4.3	2.9	0.4	3.2	22.8	32.1	24.2	11.7	2.6
VISUAL ARTS SL	6,080	4.0	3.7	0.5	5.3	22.1	43.0	18.5	6.2	0.7

Interdisciplinary grade distribution

Subject	Students	Mean grade	%N	%1	%2	%3	%4	%5	%6	%7
ENVIRONMENTAL SYSTEMS AND SOCIETIES SL	22,078	4.3	3.3	1.1	7.1	21.0	25.0	24.6	12.9	5.0
LANG AND CULT SL	185	5.0			0.5	4.3	27.6	36.8	25.9	4.9
LIT AND PERF SL	583	4.7	2.9		0.5	13.9	26.4	30.5	20.9	4.8

## Subjects with fewer than 10 students

Subject	Subject group
AKAN A: LITERATURE SL	STUDIES IN LANGUAGE AND LITERATURE
AMHARIC A: LITERATURE HL	STUDIES IN LANGUAGE AND LITERATURE
BEMBA A: LITERATURE SL	STUDIES IN LANGUAGE AND LITERATURE
BOSNIAN A: LITERATURE SL	STUDIES IN LANGUAGE AND LITERATURE
BURMESE A: LITERATURE HL	STUDIES IN LANGUAGE AND LITERATURE
CHICHEWAA: LITERATURE SL	STUDIES IN LANGUAGE AND LITERATURE
ESTONIAN A: LITERATURE HL	STUDIES IN LANGUAGE AND LITERATURE
FILIPIN A LIT HL	STUDIES IN LANGUAGE AND LITERATURE
GALICIAN A: LITERATURE SL	STUDIES IN LANGUAGE AND LITERATURE
KINYARW A LIT SL	STUDIES IN LANGUAGE AND LITERATURE
LAO A: LITERATURE HL	STUDIES IN LANGUAGE AND LITERATURE
LAO A: LITERATURE SL	STUDIES IN LANGUAGE AND LITERATURE
MALAYALAM A: LITERATURE SL	STUDIES IN LANGUAGE AND LITERATURE
NDEBELE A: LITERATURE SL	STUDIES IN LANGUAGE AND LITERATURE
NEPALI A: LITERATURE HL	STUDIES IN LANGUAGE AND LITERATURE
ROMANIAN A: LITERATURE HL	STUDIES IN LANGUAGE AND LITERATURE
SHONA A: LITERATURE SL	STUDIES IN LANGUAGE AND LITERATURE
SINHALA A: LITERATURE SL	STUDIES IN LANGUAGE AND LITERATURE
SLOVENE A: LITERATURE SL	STUDIES IN LANGUAGE AND LITERATURE
SOMALI A: LITERATURE SL	STUDIES IN LANGUAGE AND LITERATURE
TAJIK A: LITERATURE SL	STUDIES IN LANGUAGE AND LITERATURE
TAMIL A: LITERATURE SL	STUDIES IN LANGUAGE AND LITERATURE
TIBETAN A: LITERATURE SL	STUDIES IN LANGUAGE AND LITERATURE
UKRAINIAN A: LITERATURE HL	STUDIES IN LANGUAGE AND LITERATURE
URDU A: LITERATURE HL	STUDIES IN LANGUAGE AND LITERATURE
UZBEK A: LITERATURE SL	STUDIES IN LANGUAGE AND LITERATURE
VIETNAMESE A: LITERATURE HL	STUDIES IN LANGUAGE AND LITERATURE
CLASS.GREEK HL	LANGUAGE ACQUISITION

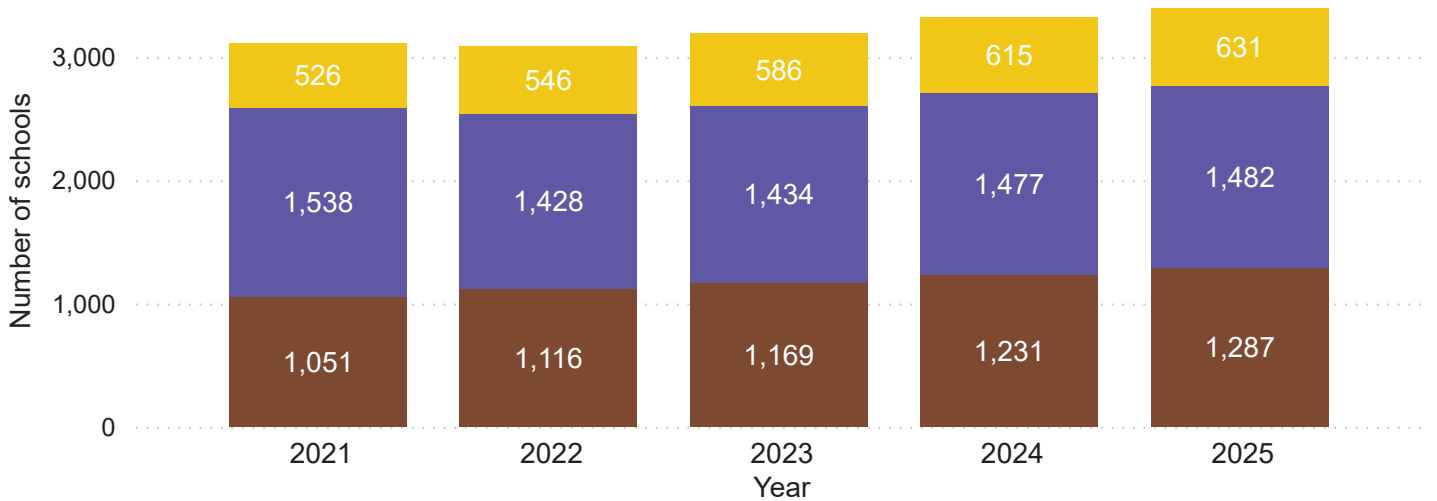
# Schools

Number of schools by cohort size

Number of students	2021	2022	2023	2024	2025
<= 10	477	459	465	491	495
11 - 20	522	512	548	526	532
21 - 40	753	738	771	812	808
41 - 60	431	405	422	444	463
61 - 80	266	286	304	318	316
81 - 100	210	211	178	214	214
101 - 200	350	369	385	379	423
> 200	106	110	116	139	149
<b>Total</b>	<b>3,115</b>	<b>3,090</b>	<b>3,189</b>	<b>3,323</b>	<b>3,400</b>

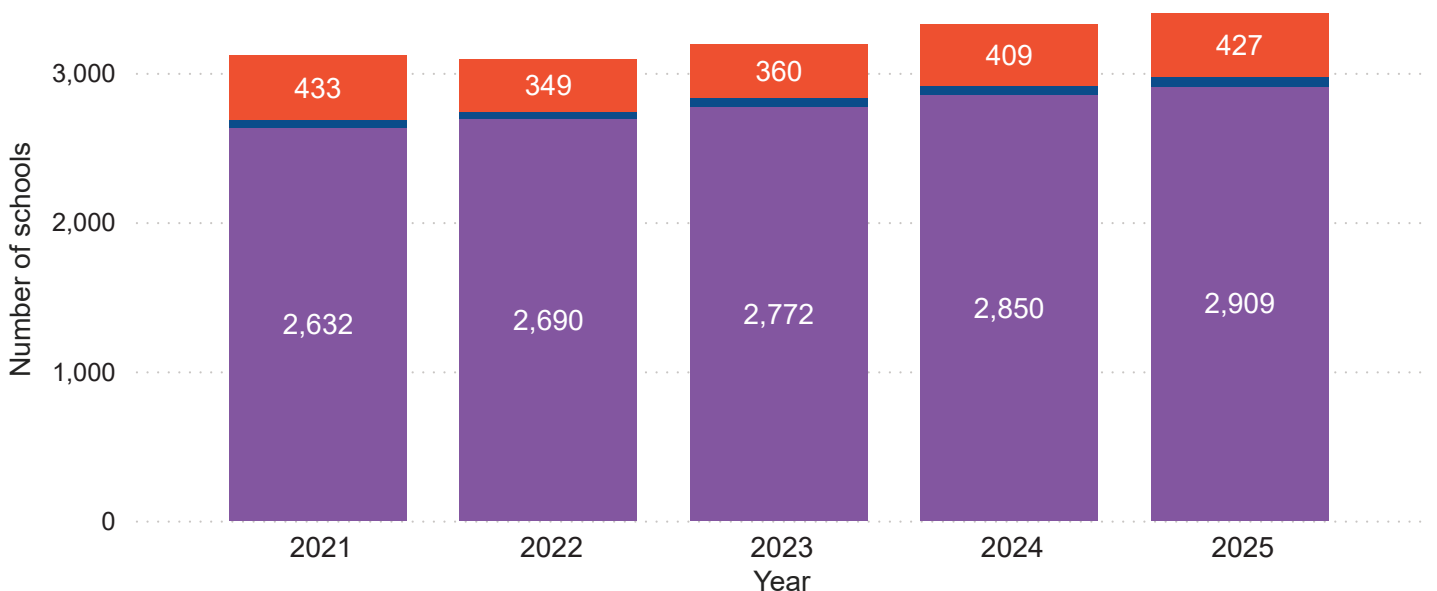
Number of schools by region

● IB Africa, Europe and Middle East ● IB Americas ● IB Asia-Pacific



Number of schools by working language

● English ● French ● Spanish



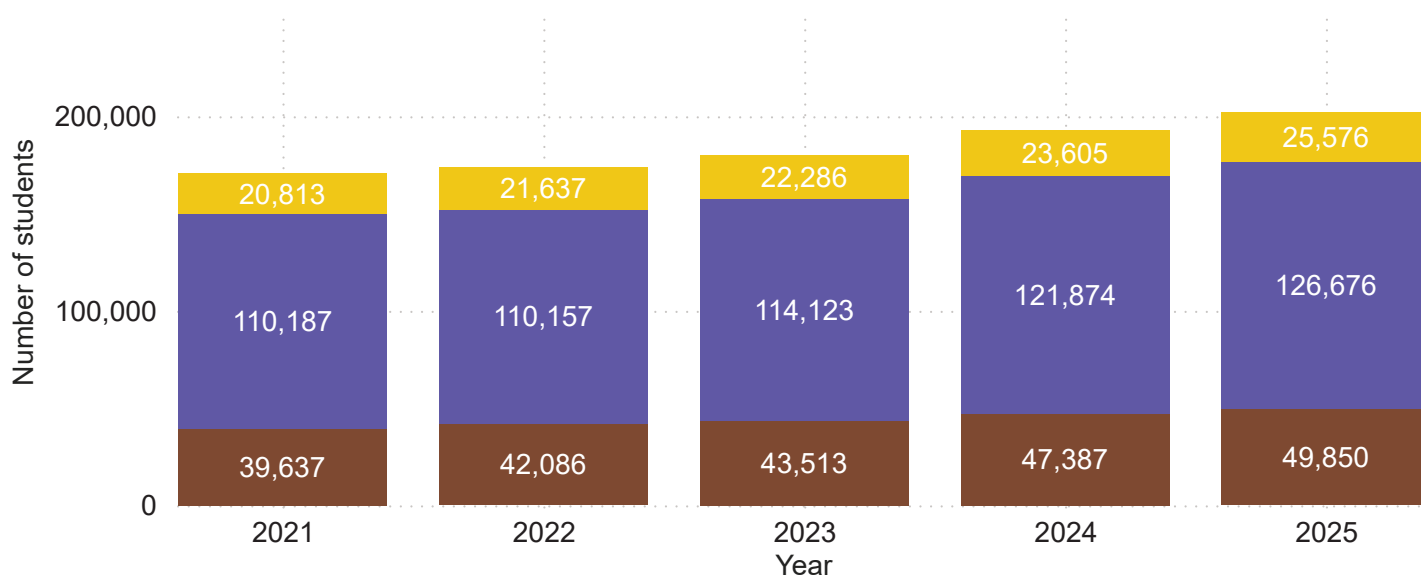
# Students

Number of students by category

Categories of registration	2021	2022	2023	2024	2025
<b>Course</b>	<b>58,601</b>	<b>60,408</b>	<b>63,316</b>	<b>68,695</b>	<b>64,972</b>
<b>CP certificate</b>	<b>4,262</b>	<b>5,668</b>	<b>5,943</b>	<b>7,722</b>	<b>8,732</b>
Anticipated	701	774	1,155	1,291	1,794
Career-Related Programme	3,558	4,890	4,780	6,420	6,932
Retake	3	4	8	11	6
<b>DP diploma</b>	<b>107,774</b>	<b>107,804</b>	<b>110,663</b>	<b>116,449</b>	<b>128,398</b>
Anticipated	19,187	19,024	19,188	19,691	26,108
Diploma	87,289	87,725	90,373	94,486	99,965
Retake	1,298	1,055	1,102	2,272	2,325
<b>Total</b>	<b>170,637</b>	<b>173,880</b>	<b>179,922</b>	<b>192,866</b>	<b>202,102</b>

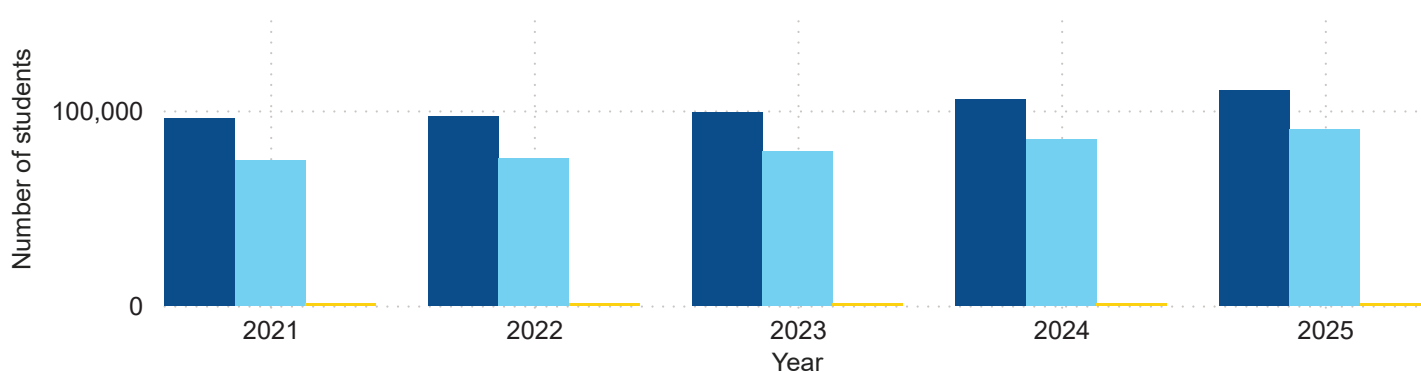
Number of students by region

● IB Africa, Europe and Middle East ● IB Americas ● IB Asia-Pacific



Number of students by gender

● F ● M ● X



# Number of students by country

## IB Americas

Country	Number of students
ANTIGUA AND BARBUDA	10
ARGENTINA	234
BAHAMAS	70
BARBADOS	14
BERMUDA	88
BOLIVIA	<10
BRAZIL	1,274
BRITISH VIRGIN ISLANDS	17
CANADA	13,168
CAYMAN ISLANDS	60
CHILE	1,189
COLOMBIA	1,966
COSTA RICA	432
CURAÇAO	11
DOMINICAN REPUBLIC	288
ECUADOR	1,931
EL SALVADOR	170
GUATEMALA	<10
HONDURAS	101
JAMAICA	71
MEXICO	4,593
NICARAGUA	19
PANAMA	182
PERU	159
PUERTO RICO	112
SINT MAARTEN (DUTCH PART)	17
UNITED STATES	100,079
URUGUAY	71
VENEZUELA	319
VIRGIN ISLANDS (U.S.)	17

## IB Asia-Pacific

Country	Number of students
AUSTRALIA	276
BANGLADESH	121
BRUNEI DARUSSALAM	142
CAMBODIA	229
CHINA	5,157
FIJI	<10
GUAM	59
HONG KONG	2,630
INDIA	6,083
INDONESIA	2,355
JAPAN	747
LAOS	33
MACAO	118
MALAYSIA	817
MONGOLIA	206
MYANMAR	48
NEPAL	186
NEW ZEALAND	27
PAKISTAN	385
PAPUA NEW GUINEA	<10
PHILIPPINES	815
SINGAPORE	2,079
SOUTH KOREA	574
SRI LANKA	29
TAIWAN	492
THAILAND	1,195
VIETNAM	770

Excludes withdrawn students.

Countries with fewer than ten students shows only <10

## IB Africa, Europe and Middle East

Country	Number of students	Country	Number of students
ALBANIA	67	LATVIA	208
ANDORRA	53	LEBANON	403
ANGOLA	31	LESOTHO	101
ARMENIA	182	LITHUANIA	332
AUSTRIA	756	LUXEMBOURG	186
AZERBAIJAN	201	MADAGASCAR	27
BAHRAIN	558	MALAWI	25
BELGIUM	391	MALI	31
BOSNIA AND HERZEGOVINA	212	MALTA	99
BOTSWANA	<10	MAURITIUS	52
BULGARIA	181	MONACO	48
BURKINA FASO	32	MONTENEGRO	46
BURUNDI	42	MOROCCO	139
CAMEROON	139	MOZAMBIQUE	65
CONGO (DEMOCRATIC REPUBLIC OF THE)	66	NAMIBIA	19
CÔTE D'IVOIRE	120	NETHERLANDS	4,639
CROATIA	116	NIGER	14
CUBA	<10	NIGERIA	78
CYPRUS	65	NORTH MACEDONIA	120
CZECHIA	593	NORWAY	810
DENMARK	1,058	OMAN	156
EGYPT	1,035	PALESTINE	118
ESTONIA	122	POLAND	2,071
ESWATINI	36	PORTUGAL	627
ETHIOPIA	120	QATAR	598
FINLAND	714	ROMANIA	225
FRANCE	723	RUSSIA	286
GABON	19	RWANDA	114
GEORGIA	138	SAUDI ARABIA	638
GERMANY	2,458	SENEGAL	201
GHANA	290	SERBIA	124
GREECE	814	SLOVAKIA	164
GUERNSEY	104	SLOVENIA	167
HUNGARY	360	SOUTH AFRICA	57
ICELAND	43	SPAIN	6,597
IRAN	99	SWEDEN	1,253
IRAQ	70	SWITZERLAND	2,249
IRELAND	69	TANZANIA	272
ISLE OF MAN	36	TOGO	72
ISRAEL	168	TUNISIA	159
ITALY	1,405	TÜRKIYE	1,954
JERSEY	28	UGANDA	131
JORDAN	888	UKRAINE	13
KAZAKHSTAN	260	UNITED ARAB EMIRATES	2,977
KENYA	494	UNITED KINGDOM	5,064
KOSOVO	<10	UZBEKISTAN	57
KUWAIT	585	ZAMBIA	54
KYRGYZSTAN	26	ZIMBABWE	28



International Baccalaureate®  
Baccalauréat International  
Bachillerato Internacional